

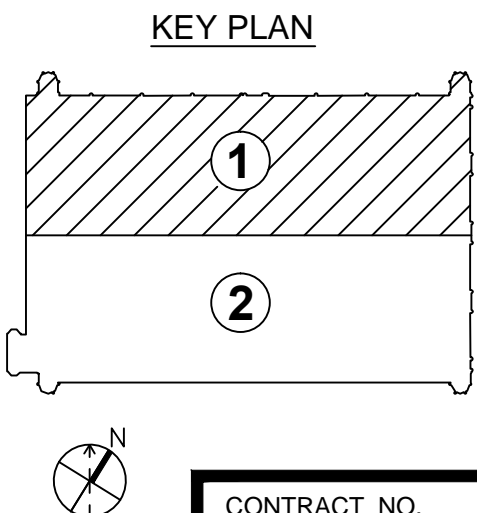
1
E-101

GROUND FLOOR PART PLAN I

SCALE: 1/16"=1'-0"

2' 0" 8' 16' 32'

SHEET NOTES
SEE E-500 SERIES SHEETS FOR PHOTOGRAPHS OF DEFICIENCIES. REFER TO G-100 SERIES SHEETS FOR ELECTRICAL SYMBOLS, CONSTRUCTION NOTES, AND CORRECTIVE ACTION.



DESIGNED	BEB	12/26/14
		DATE
DRAWN	BEB	12/26/14
		DATE
CHECKED	BEB	12/26/14
		DATE
APPROVED	MR	12/26/14
		DATE

REFERENCE DRAWINGS	
NUMBER	DESCRIPTION

REVISIONS		
DATE	BY	DESCRIPTION



WASHINGTON METROPOLITAN AREA TRANSIT AUTHORITY

OFFICE OF CHIEF, INFRASTRUCTURE SERVICES DEPARTMENT
OF TRANSIT INFRASTRUCTURE AND ENGINEERING SERVICES

GFP A Gannett Fleming / Parsons
JOINT VENTURE

APPROVED _____ DATE _____
CHIEF ENGINEER

SUBMITTED _____ DATE _____
PROJECT MANAGER

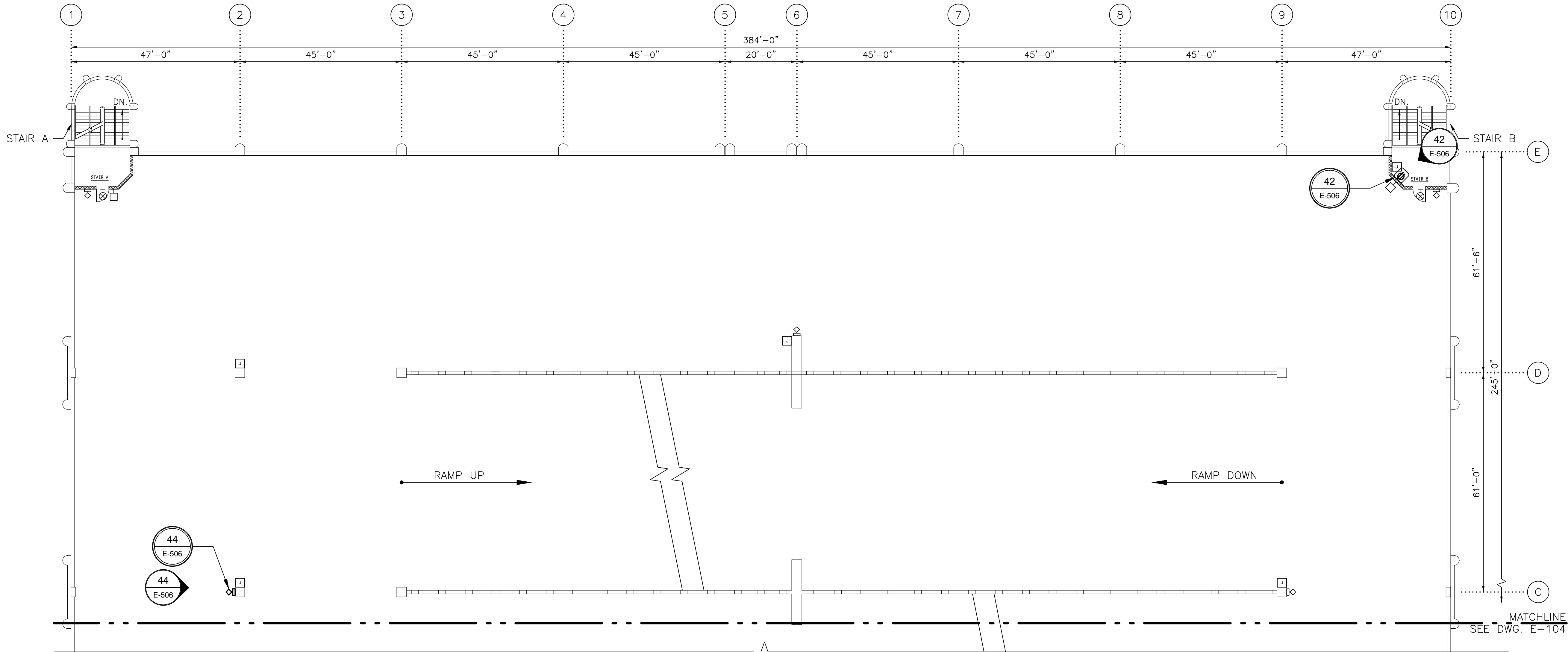
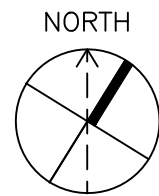
REHABILITATION OF WMATA PARKING FACILITIES
ELECTRICAL-SHADY GROVE NORTH
LIGHTING AND POWER
GROUND FLOOR PART PLAN I

SCALE
AS SHOWN

DRAWING NO.
A15P-E-101

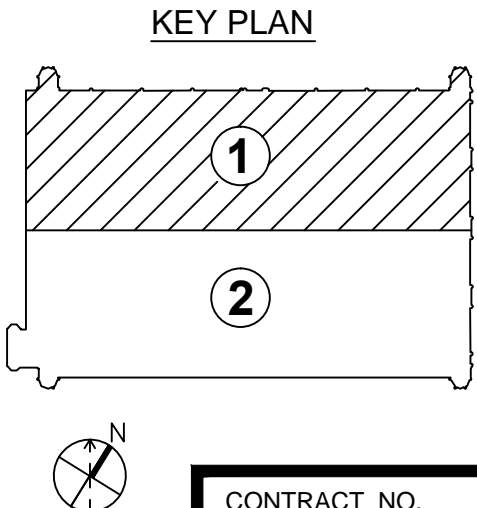
SHEET NO.
M1269-138

CONTRACT NO.
FQ15090



1 SECOND FLOOR PART PLAN I
E-103
SCALE: 1/16"=1'-0"
2' 0" 8' 16' 32'

SHEET NOTES
SEE E-500 SERIES SHEETS FOR
PHOTOGRAPHS OF DEFICIENCIES. REFER TO
G-100 SERIES SHEETS FOR ELECTRICAL
SYMBOLS, CONSTRUCTION NOTES, AND
CORRECTIVE ACTION.



CONTRACT NO.
FQ15090

DESIGNED	BEB	12/26/14
		DATE
DRAWN	BEB	12/26/14
		DATE
CHECKED	BEB	12/26/14
		DATE
APPROVED	MR	12/26/14
		DATE

REFERENCE DRAWINGS	
NUMBER	DESCRIPTION

REVISIONS		
DATE	BY	DESCRIPTION



WASHINGTON METROPOLITAN AREA TRANSIT AUTHORITY

OFFICE OF CHIEF, INFRASTRUCTURE SERVICES DEPARTMENT
OF TRANSIT INFRASTRUCTURE AND ENGINEERING SERVICES

APPROVED
CHIEF ENGINEER

GFP A Gannett Fleming / Parsons
JOINT VENTURE

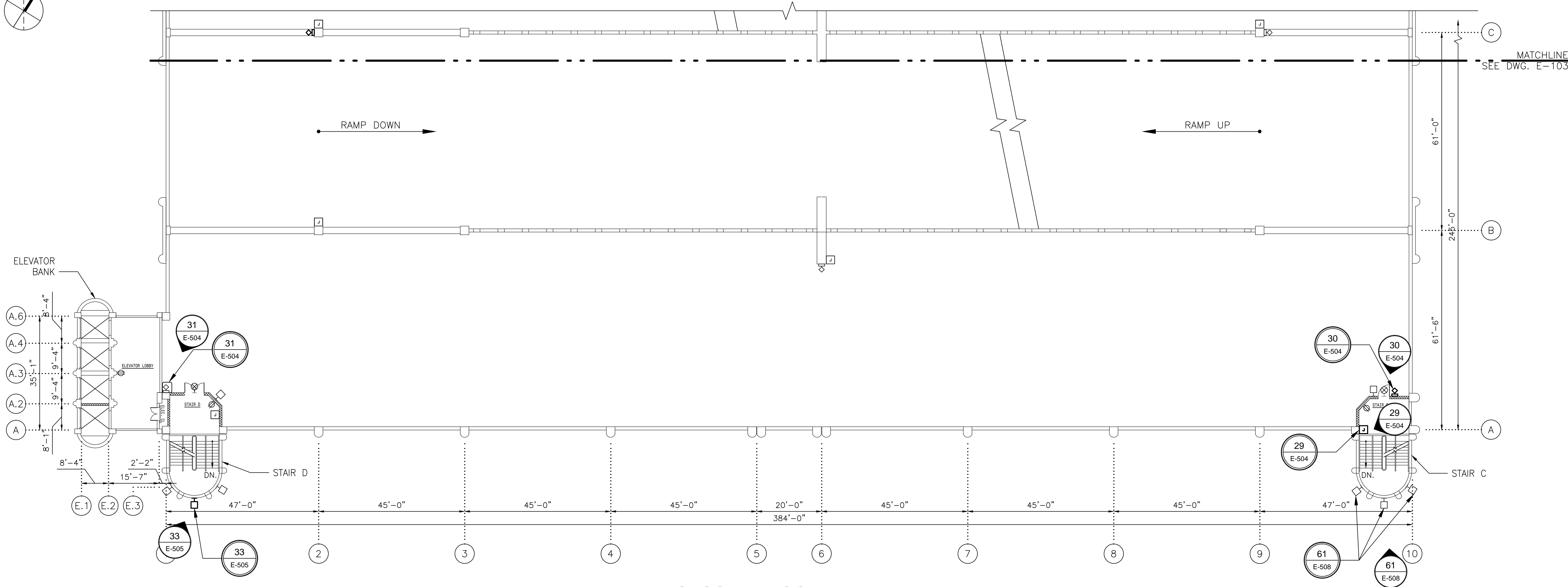
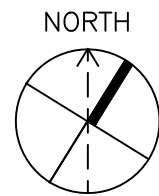
SUBMITTED
PROJECT MANAGER

REHABILITATION OF WMATA PARKING FACILITIES
ELECTRICAL-SHADY GROVE NORTH
LIGHTING AND POWER
SECOND FLOOR PART PLAN I

SCALE
AS SHOWN

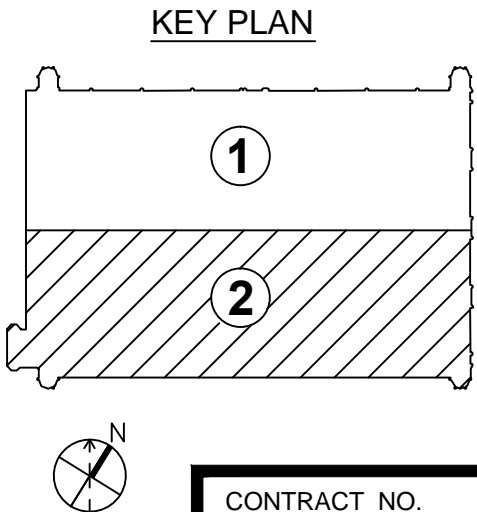
DRAWING NO.
A15P-E-103

SHEET NO.
M1269-140



1 SECOND FLOOR PART PLAN II
E-104 SCALE: 1/16"=1'-0"
2' 0" 8' 16' 32'

SHEET NOTES
SEE E-500 SERIES SHEETS FOR
PHOTOGRAPHS OF DEFICIENCIES. REFER TO
G-100 SERIES SHEETS FOR ELECTRICAL
SYMBOLS, CONSTRUCTION NOTES, AND
CORRECTIVE ACTION.



CONTRACT NO.
FQ15090

DESIGNED	BEB	12/26/14
		DATE
DRAWN	BEB	12/26/14
		DATE
CHECKED	BEB	12/26/14
		DATE
APPROVED	MR	12/26/14
		DATE

REFERENCE DRAWINGS	
NUMBER	DESCRIPTION

REVISIONS		
DATE	BY	DESCRIPTION



WASHINGTON METROPOLITAN AREA TRANSIT AUTHORITY

OFFICE OF CHIEF, INFRASTRUCTURE SERVICES DEPARTMENT
OF TRANSIT INFRASTRUCTURE AND ENGINEERING SERVICES

GFP A Gannett Fleming / Parsons
JOINT VENTURE

APPROVED
CHIEF ENGINEER

DATE

SUBMITTED
PROJECT MANAGER

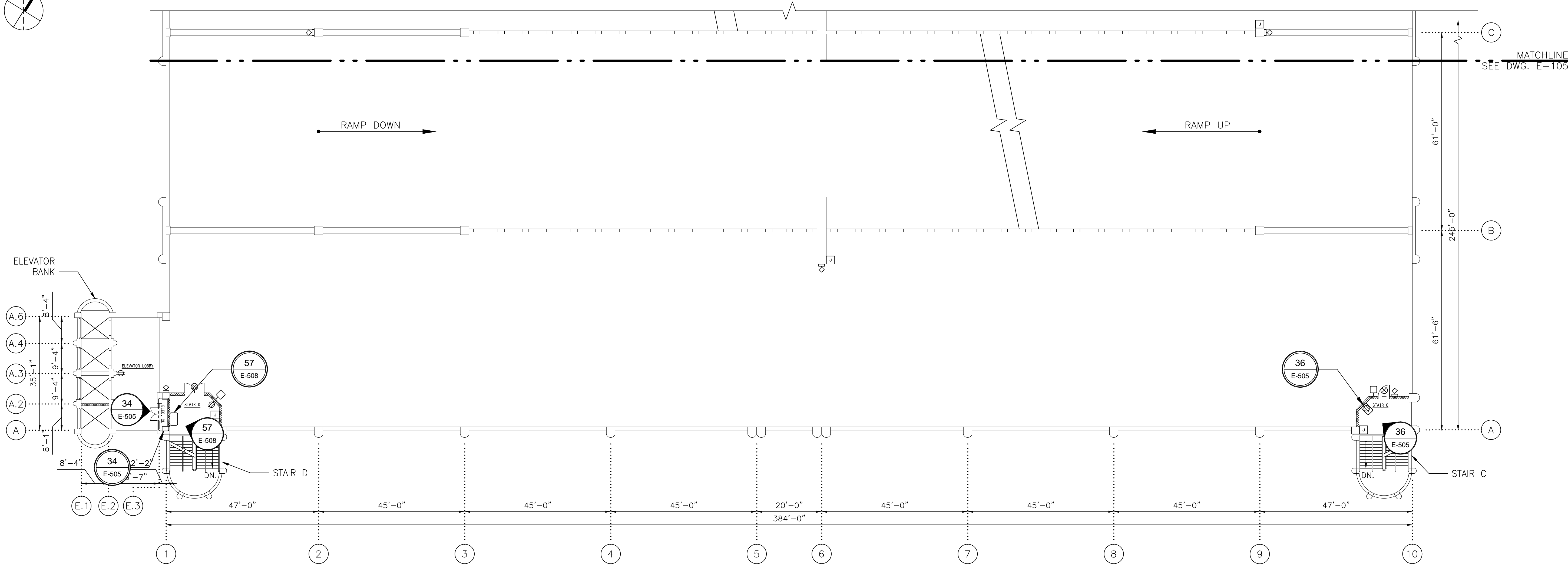
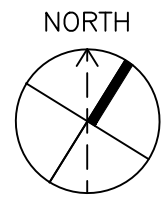
DATE

REHABILITATION OF WMATA PARKING FACILITIES
ELECTRICAL-SHADY GROVE NORTH
LIGHTING AND POWER
SECOND FLOOR PART PLAN II

SCALE
AS SHOWN

DRAWING NO.
A15P-E-104

SHEET NO.
M1269-141



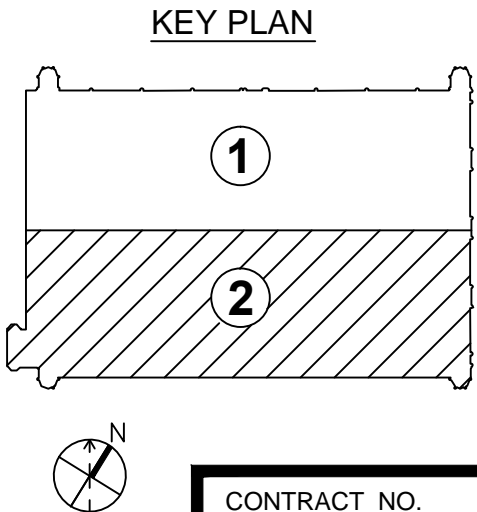
1
E-106

THIRD FLOOR PART PLAN II

SCALE: 1/16"=1'-0"

2' 0" 8' 16' 32'

SHEET NOTES
SEE E-500 SERIES SHEETS FOR
PHOTOGRAPHS OF DEFICIENCIES. REFER TO
G-100 SERIES SHEETS FOR ELECTRICAL
SYMBOLS, CONSTRUCTION NOTES, AND
CORRECTIVE ACTION.



CONTRACT NO.
FQ15090

DESIGNED	BEB	12/26/14
		DATE
DRAWN	BEB	12/26/14
		DATE
CHECKED	BEB	12/26/14
		DATE
APPROVED	MR	12/26/14
		DATE

REFERENCE DRAWINGS	
NUMBER	DESCRIPTION

REVISIONS		
DATE	BY	DESCRIPTION



WASHINGTON METROPOLITAN AREA TRANSIT AUTHORITY

OFFICE OF CHIEF, INFRASTRUCTURE SERVICES DEPARTMENT
OF TRANSIT INFRASTRUCTURE AND ENGINEERING SERVICES

GFP A Gannett Fleming / Parsons
JOINT VENTURE

APPROVED
CHIEF ENGINEER

DATE

SUBMITTED
PROJECT MANAGER

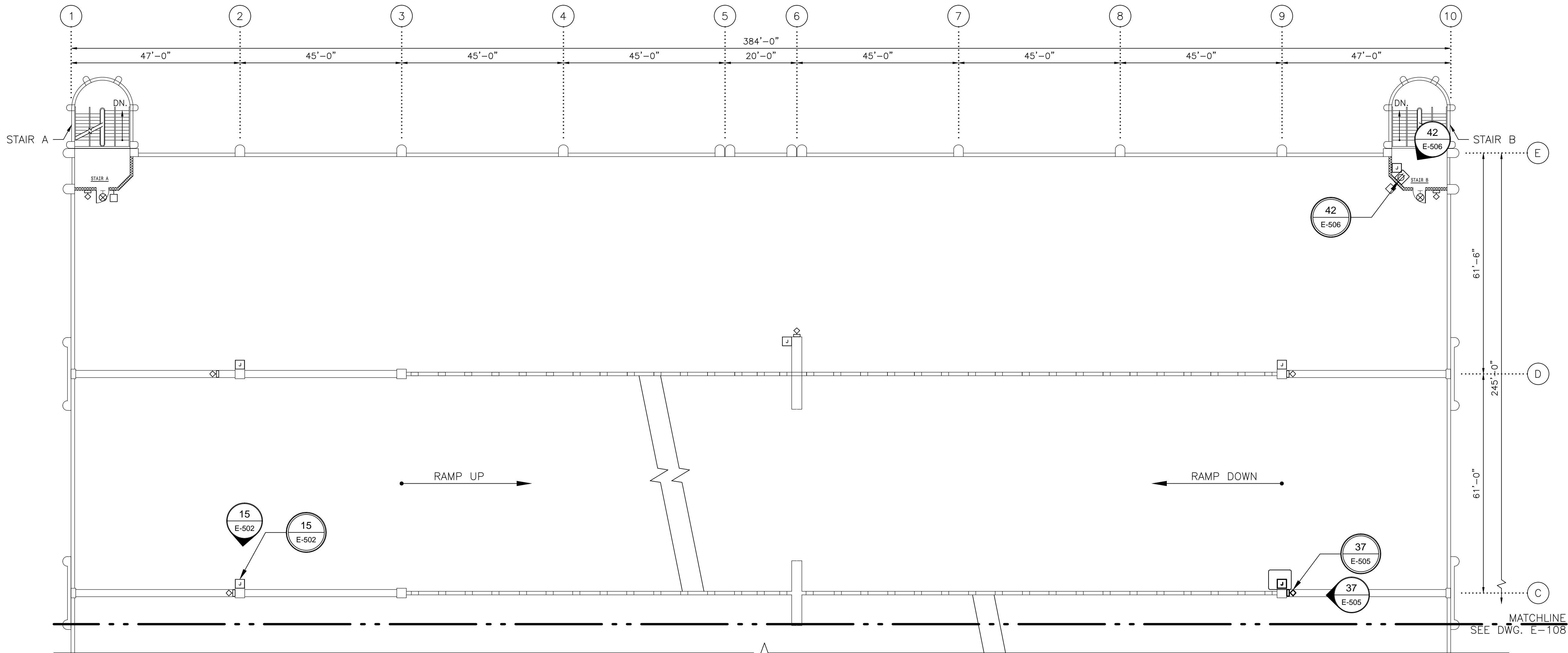
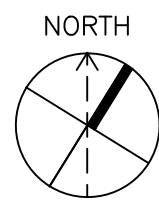
DATE

REHABILITATION OF WMATA PARKING FACILITIES
ELECTRAL-SHADY GROVE NORTH
LIGHTING AND POWER
THIRD FLOOR PART PLAN II

SCALE
AS SHOWN

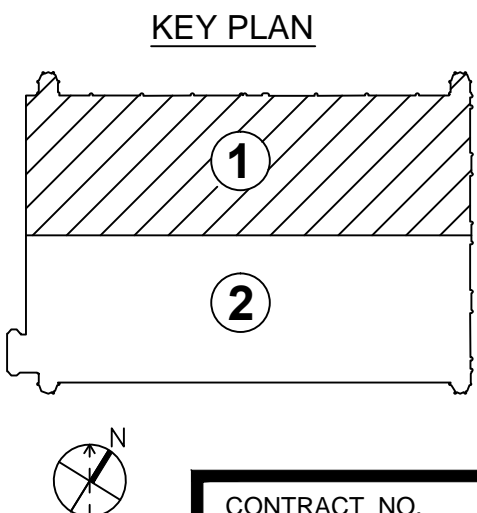
DRAWING NO.
A15P-E-106

SHEET NO.
M1269-143



1
E-107
FOURTH FLOOR PART PLAN I
SCALE: 1/16"=1'-0"
2' 0" 8' 16' 32'

SHEET NOTES
SEE E-500 SERIES SHEETS FOR PHOTOGRAPHS OF DEFICIENCIES. REFER TO G-100 SERIES SHEETS FOR ELECTRICAL SYMBOLS, CONSTRUCTION NOTES, AND CORRECTIVE ACTION.



CONTRACT NO.
FQ15090

DESIGNED	BEB	12/26/14
		DATE
DRAWN	BEB	12/26/14
		DATE
CHECKED	BEB	12/26/14
		DATE
APPROVED	MR	12/26/14
		DATE

REFERENCE DRAWINGS	
NUMBER	DESCRIPTION

REVISIONS		
DATE	BY	DESCRIPTION



WASHINGTON METROPOLITAN AREA TRANSIT AUTHORITY

OFFICE OF CHIEF, INFRASTRUCTURE SERVICES DEPARTMENT
OF TRANSIT INFRASTRUCTURE AND ENGINEERING SERVICES

APPROVED
CHIEF ENGINEER

GFP A Gannett Fleming/Parsons
JOINT VENTURE

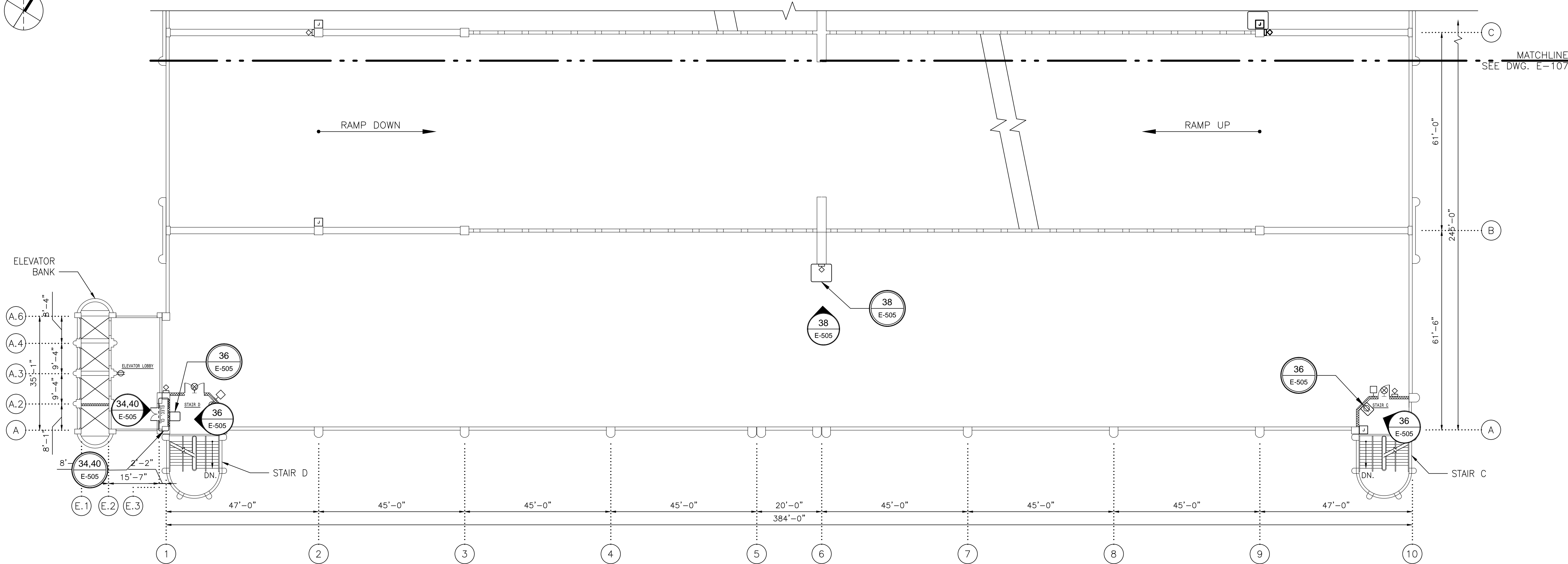
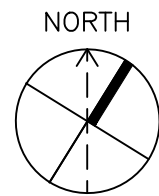
SUBMITTED
PROJECT MANAGER

REHABILITATION OF WMATA PARKING FACILITIES
ELECTRICAL-SHADY GROVE NORTH
LIGHTING AND POWER
FOURTH FLOOR PART PLAN I

SCALE
AS SHOWN

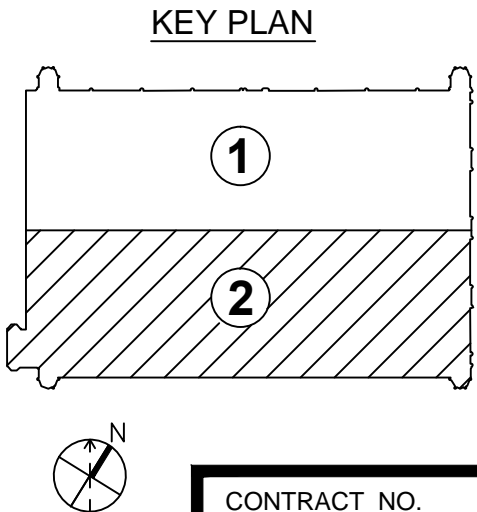
DRAWING NO.
A15P-E-107

SHEET NO.
M1269-144




1
E-108
FOURTH FLOOR PART PLAN II
SCALE: 1/16"=1'-0"
2' 0" 8' 16' 32'

SHEET NOTES
SEE E-500 SERIES SHEETS FOR
PHOTOGRAPHS OF DEFICIENCIES. REFER TO
G-100 SERIES SHEETS FOR ELECTRICAL
SYMBOLS, CONSTRUCTION NOTES, AND
CORRECTIVE ACTION.



DESIGNED			REFERENCE DRAWINGS		REVISIONS		
BEB	12/26/14	DATE	NUMBER	DESCRIPTION	DATE	BY	DESCRIPTION
DRAWN	BEB	12/26/14					
CHECKED	BEB	12/26/14					
APPROVED	MR	12/26/14					
		DATE					



WASHINGTON METROPOLITAN AREA TRANSIT AUTHORITY
OFFICE OF CHIEF, INFRASTRUCTURE SERVICES DEPARTMENT
OF TRANSIT INFRASTRUCTURE AND ENGINEERING SERVICES

GFP A Gannett Fleming / Parsons
JOINT VENTURE

APPROVED
CHIEF ENGINEER

SUBMITTED
PROJECT MANAGER

DATE

DATE

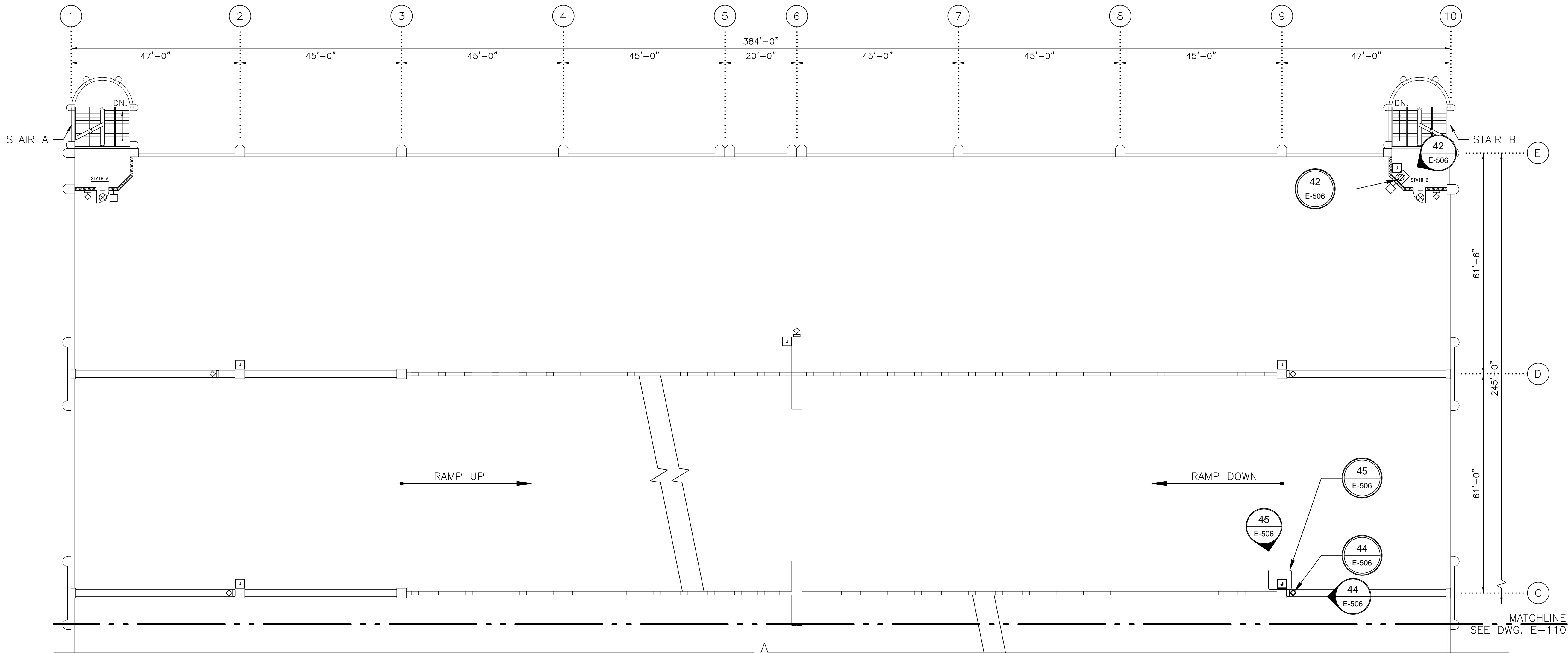
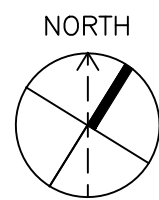
REHABILITATION OF WMATA PARKING FACILITIES
ELECTRICAL—SHADY GROVE NORTH
LIGHTING AND POWER
FOURTH FLOOR PART PLAN II

SCALE
AS SHOWN

DRAWING NO.
A15P-E-108

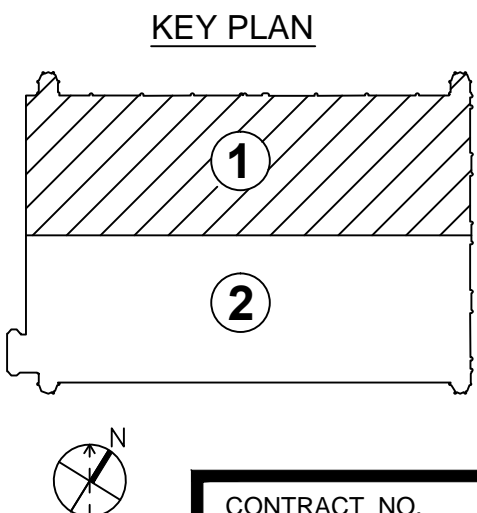
SHEET NO.
M1269-145

CONTRACT NO.
FQ15090



1
E-109
FIFTH FLOOR PART PLAN I
SCALE: 1/16"=1'-0"
2' 0" 8' 16' 32'

SHEET NOTES
SEE E-500 SERIES SHEETS FOR
PHOTOGRAPHS OF DEFICIENCIES. REFER TO
G-100 SERIES SHEETS FOR ELECTRICAL
SYMBOLS, CONSTRUCTION NOTES, AND
CORRECTIVE ACTION.




CONTRACT NO.
FQ15090

DESIGNED	BEB	12/26/14
		DATE
DRAWN	BEB	12/26/14
		DATE
CHECKED	BEB	12/26/14
		DATE
APPROVED	MR	12/26/14
		DATE

REFERENCE DRAWINGS	
NUMBER	DESCRIPTION

REVISIONS		
DATE	BY	DESCRIPTION



WASHINGTON METROPOLITAN AREA TRANSIT AUTHORITY

OFFICE OF CHIEF, INFRASTRUCTURE SERVICES DEPARTMENT
OF TRANSIT INFRASTRUCTURE AND ENGINEERING SERVICES

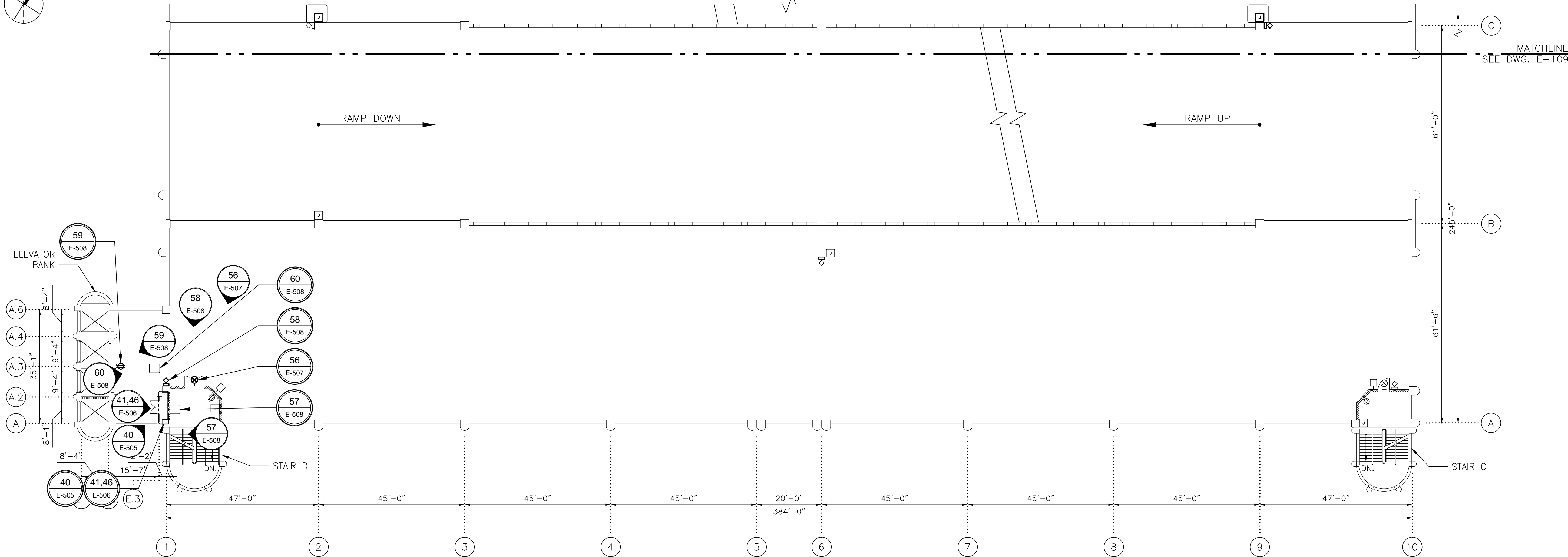
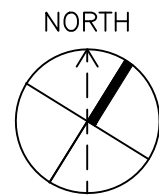
APPROVED _____ DATE _____
CHIEF ENGINEER

SUBMITTED _____ DATE _____
PROJECT MANAGER

GFP A Gannett Fleming/Parsons
JOINT VENTURE

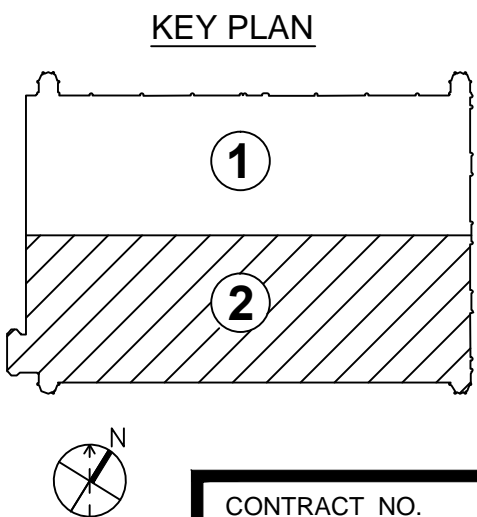
REHABILITATION OF WMATA PARKING FACILITIES
ELECTRICAL-SHADY GROVE NORTH
LIGHTING AND POWER
FIFTH FLOOR PART PLAN I

SCALE AS SHOWN	DRAWING NO. A15P-E-109	SHEET NO. M1269-146
-------------------	---------------------------	------------------------



1
E-110
FIFTH FLOOR PART PLAN II
SCALE: 1/16"=1'-0"
2' 0" 8' 16' 32'

SHEET NOTES
SEE E-500 SERIES SHEETS FOR
PHOTOGRAPHS OF DEFICIENCIES. REFER TO
G-100 SERIES SHEETS FOR ELECTRICAL
SYMBOLS, CONSTRUCTION NOTES, AND
CORRECTIVE ACTION.




CONTRACT NO.
FQ15090

DESIGNED	BEB	12/26/14
		DATE
DRAWN	BEB	12/26/14
		DATE
CHECKED	BEB	12/26/14
		DATE
APPROVED	MR	12/26/14
		DATE

REFERENCE DRAWINGS	
NUMBER	DESCRIPTION

REVISIONS		
DATE	BY	DESCRIPTION



WASHINGTON METROPOLITAN AREA TRANSIT AUTHORITY

OFFICE OF CHIEF, INFRASTRUCTURE SERVICES DEPARTMENT
OF TRANSIT INFRASTRUCTURE AND ENGINEERING SERVICES

APPROVED
CHIEF ENGINEER

DATE

GFP A Gannett Fleming / Parsons
JOINT VENTURE

SUBMITTED
PROJECT MANAGER

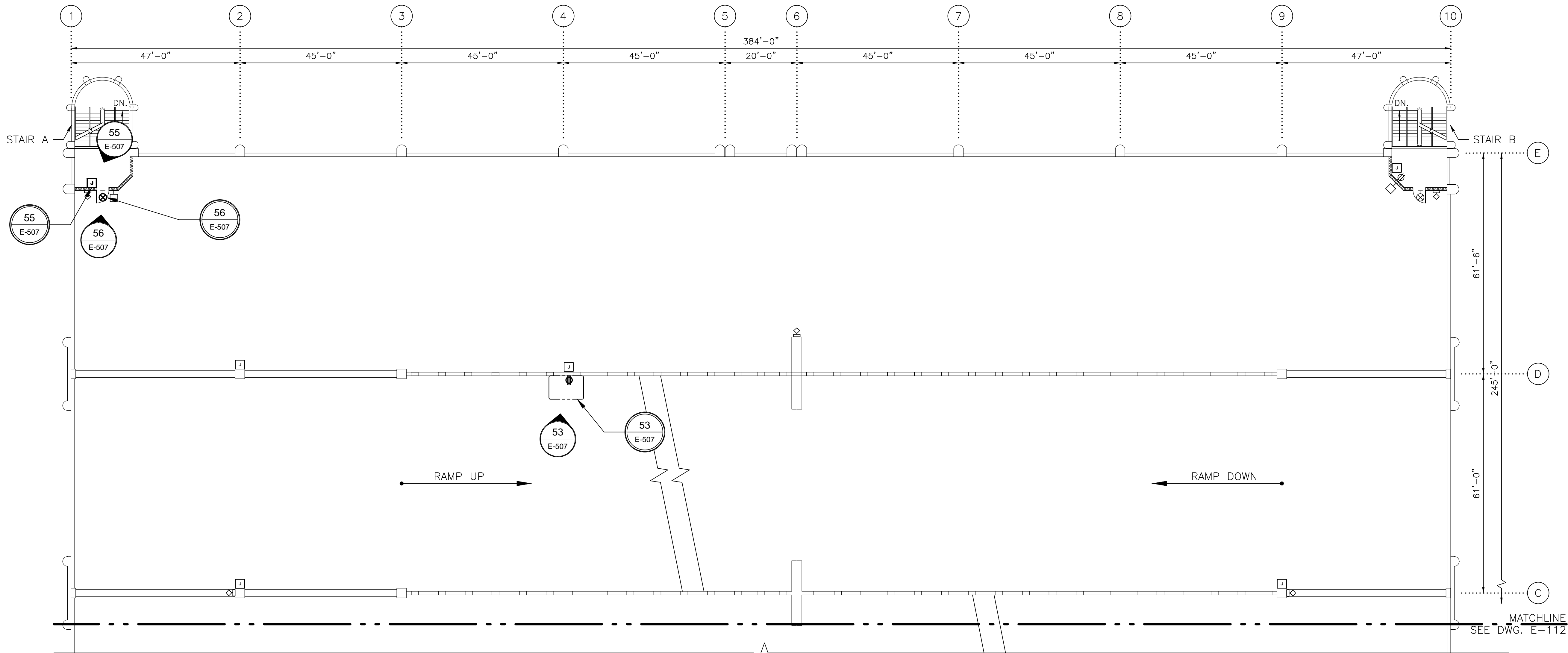
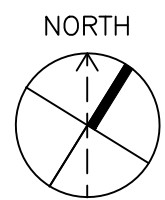
DATE

REHABILITATION OF WMATA PARKING FACILITIES
ELECTRICAL-SHADY GROVE NORTH
LIGHTING AND POWER
FIFTH FLOOR PART PLAN II

SCALE
AS SHOWN

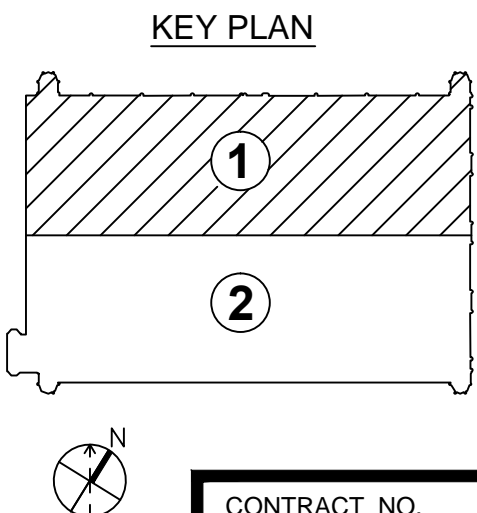
DRAWING NO.
A15P-E-110

SHEET NO.
M1269-147



1 SIXTH FLOOR PART PLAN I
E-111
SCALE: 1/16"=1'-0"
2' 0" 8' 16' 32'

SHEET NOTES
SEE E-500 SERIES SHEETS FOR
PHOTOGRAPHS OF DEFICIENCIES. REFER TO
G-100 SERIES SHEETS FOR ELECTRICAL
SYMBOLS, CONSTRUCTION NOTES, AND
CORRECTIVE ACTION.




CONTRACT NO.
FQ15090

DESIGNED	BEB	12/26/14
		DATE
DRAWN	BEB	12/26/14
		DATE
CHECKED	BEB	12/26/14
		DATE
APPROVED	MR	12/26/14
		DATE

REFERENCE DRAWINGS	
NUMBER	DESCRIPTION

REVISIONS		
DATE	BY	DESCRIPTION



WASHINGTON METROPOLITAN AREA TRANSIT AUTHORITY

OFFICE OF CHIEF, INFRASTRUCTURE SERVICES DEPARTMENT
OF TRANSIT INFRASTRUCTURE AND ENGINEERING SERVICES

APPROVED
CHIEF ENGINEER



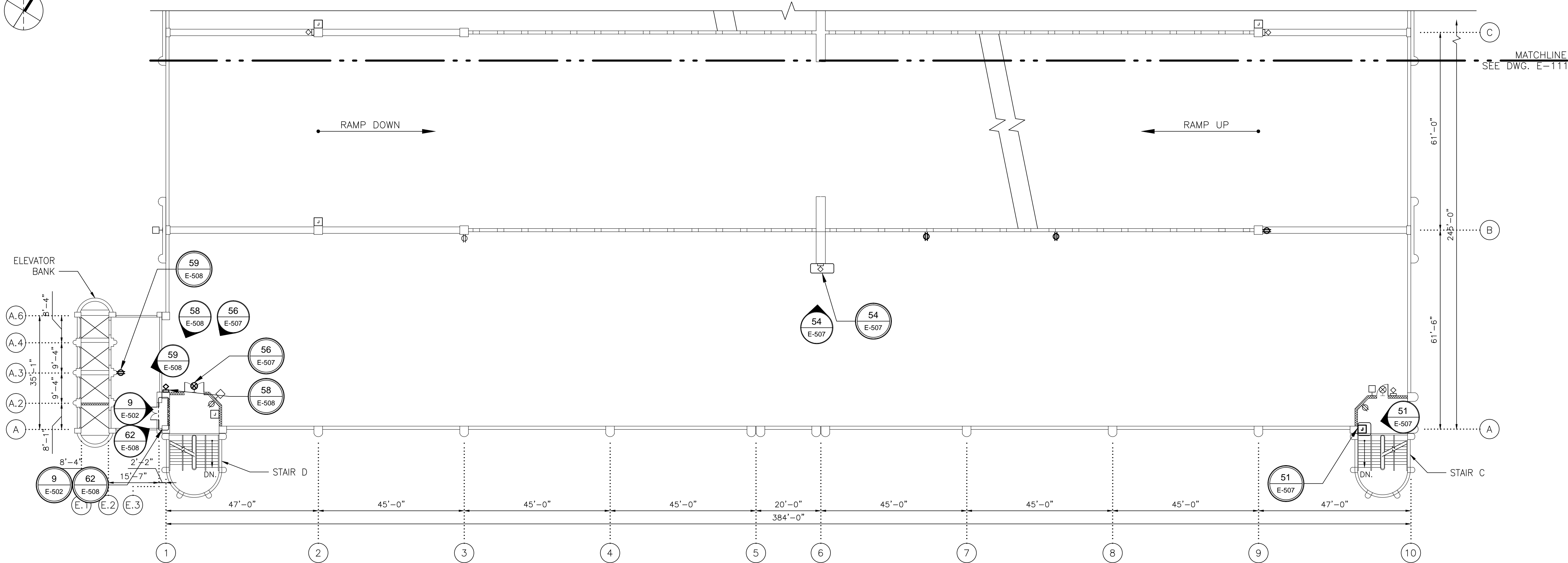
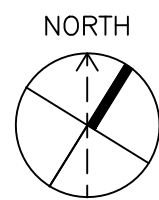
SUBMITTED
PROJECT MANAGER

REHABILITATION OF WMATA PARKING FACILITIES
ELECTRICAL-SHADY GROVE NORTH
LIGHTING AND POWER
SIXTH FLOOR PART PLAN I

SCALE
AS SHOWN

DRAWING NO.
A15P-E-111

SHEET NO.
M1269-148



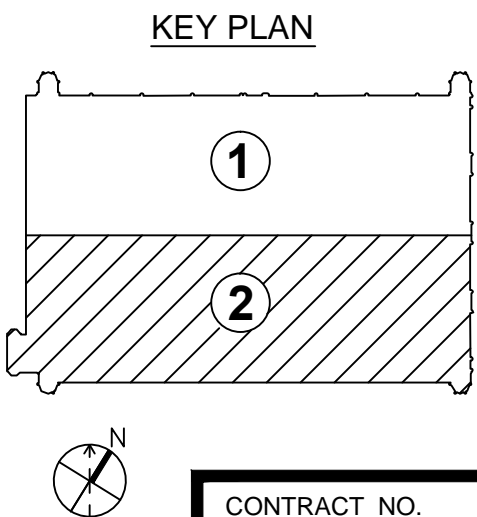
1
E-112

SIXTH FLOOR PART PLAN II

SCALE: 1/16"=1'-0"

2' 0" 8' 16' 32'

SHEET NOTES
SEE E-500 SERIES SHEETS FOR
PHOTOGRAPHS OF DEFICIENCIES. REFER TO
G-100 SERIES SHEETS FOR ELECTRICAL
SYMBOLS, CONSTRUCTION NOTES, AND
CORRECTIVE ACTION.




CONTRACT NO.
FQ15090

DESIGNED	BEB	12/26/14
		DATE
DRAWN	BEB	12/26/14
		DATE
CHECKED	BEB	12/26/14
		DATE
APPROVED	MR	12/26/14
		DATE

REFERENCE DRAWINGS	
NUMBER	DESCRIPTION

REVISIONS		
DATE	BY	DESCRIPTION



WASHINGTON METROPOLITAN AREA TRANSIT AUTHORITY

OFFICE OF CHIEF, INFRASTRUCTURE SERVICES DEPARTMENT
OF TRANSIT INFRASTRUCTURE AND ENGINEERING SERVICES

GFP A Gannett Fleming/Parsons
JOINT VENTURE

APPROVED _____ DATE _____
CHIEF ENGINEER

SUBMITTED _____ DATE _____
PROJECT MANAGER

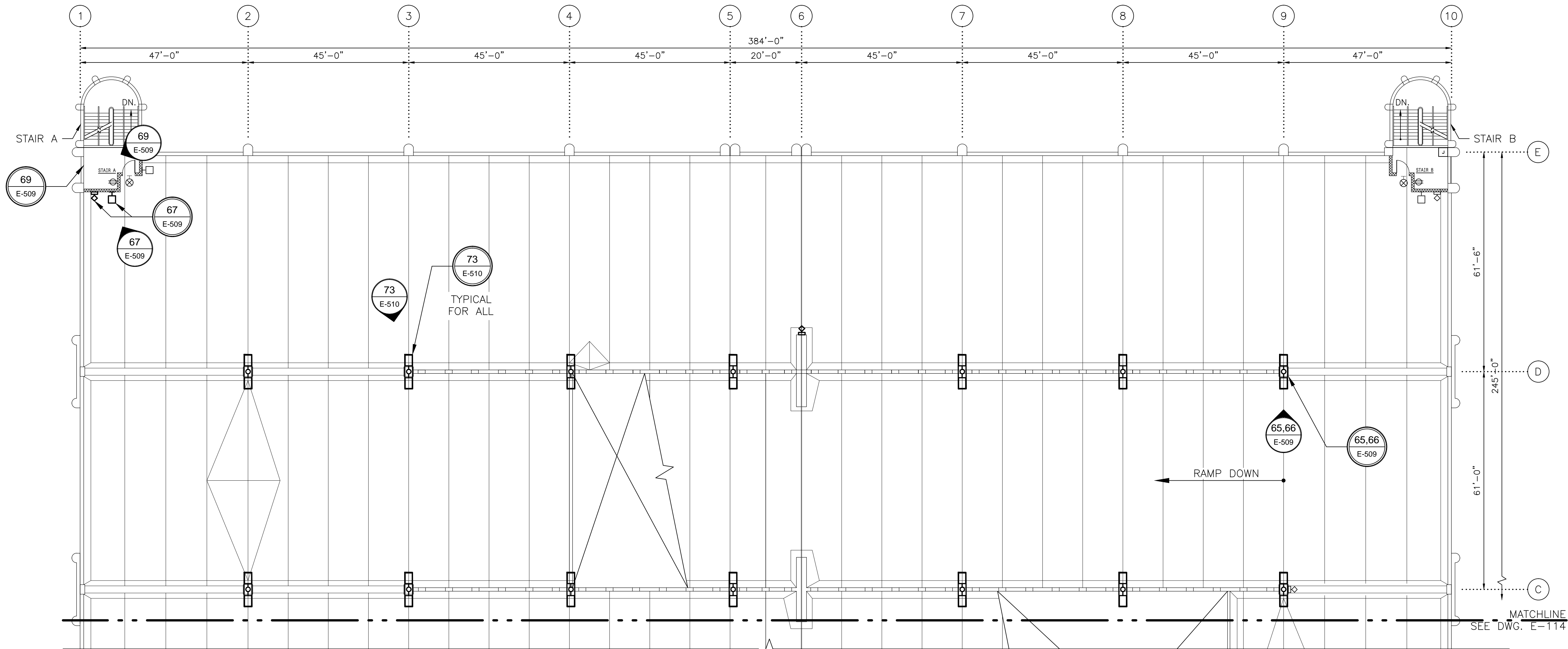
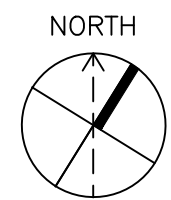
REHABILITATION OF WMATA PARKING FACILITIES
ELECTRICAL—SHADY GROVE NORTH
LIGHTING AND POWER
SIXTH FLOOR PART PLAN II

SCALE
AS SHOWN

DRAWING NO.
A15P-E-112

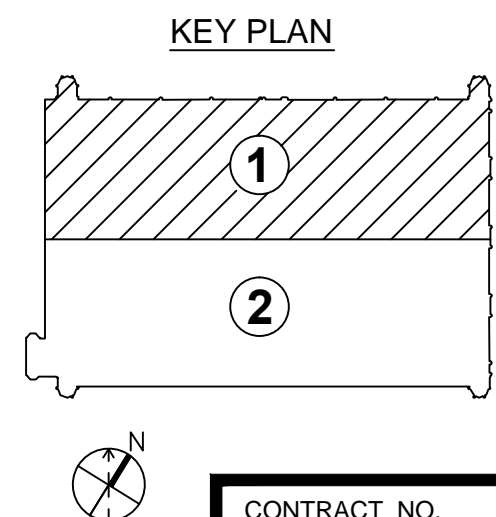
SHEET NO.
M1269-149

c:\nw_working\gfp\washington\01270101\A15P0011.dwg
SHEET 12 OF 15
PLOT DATE 12/18/2014 5:08:24 PM



1 SEVENTH FLOOR PART PLAN I
E-113
SCALE: 1/16"=1'-0"
2' 0" 8' 16' 32'

SHEET NOTES
SEE E-500 SERIES SHEETS FOR
PHOTOGRAPHS OF DEFICIENCIES. REFER TO
G-100 SERIES SHEETS FOR ELECTRICAL
SYMBOLS, CONSTRUCTION NOTES, AND
CORRECTIVE ACTION.



DESIGNED	BEB	12/26/14
		DATE
DRAWN	BEB	12/26/14
		DATE
CHECKED	BEB	12/26/14
		DATE
APPROVED	MR	12/26/14
		DATE

REFERENCE DRAWINGS	
NUMBER	DESCRIPTION

REVISIONS		
DATE	BY	DESCRIPTION



WASHINGTON METROPOLITAN AREA TRANSIT AUTHORITY

OFFICE OF CHIEF, INFRASTRUCTURE SERVICES DEPARTMENT
OF TRANSIT INFRASTRUCTURE AND ENGINEERING SERVICES

GFP A Gannett Fleming/Parsons
JOINT VENTURE

APPROVED _____ DATE _____
CHIEF ENGINEER

SUBMITTED _____ DATE _____
PROJECT MANAGER

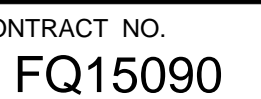
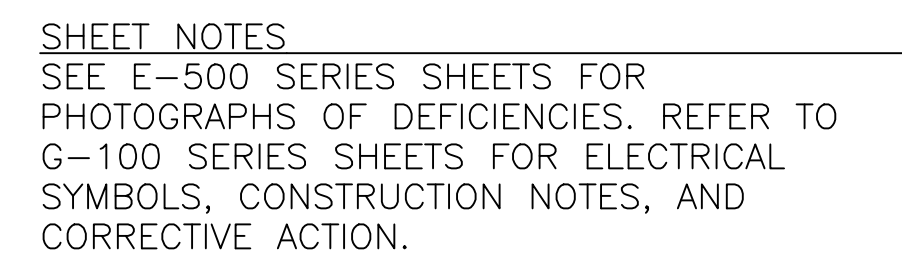
REHABILITATION OF WMATA PARKING FACILITIES
ELECTRICAL-SHADY GROVE NORTH
LIGHTING AND POWER
SEVENTH FLOOR PART PLAN I



SCALE AS SHOWN

DRAWING NO. A15P-E-113

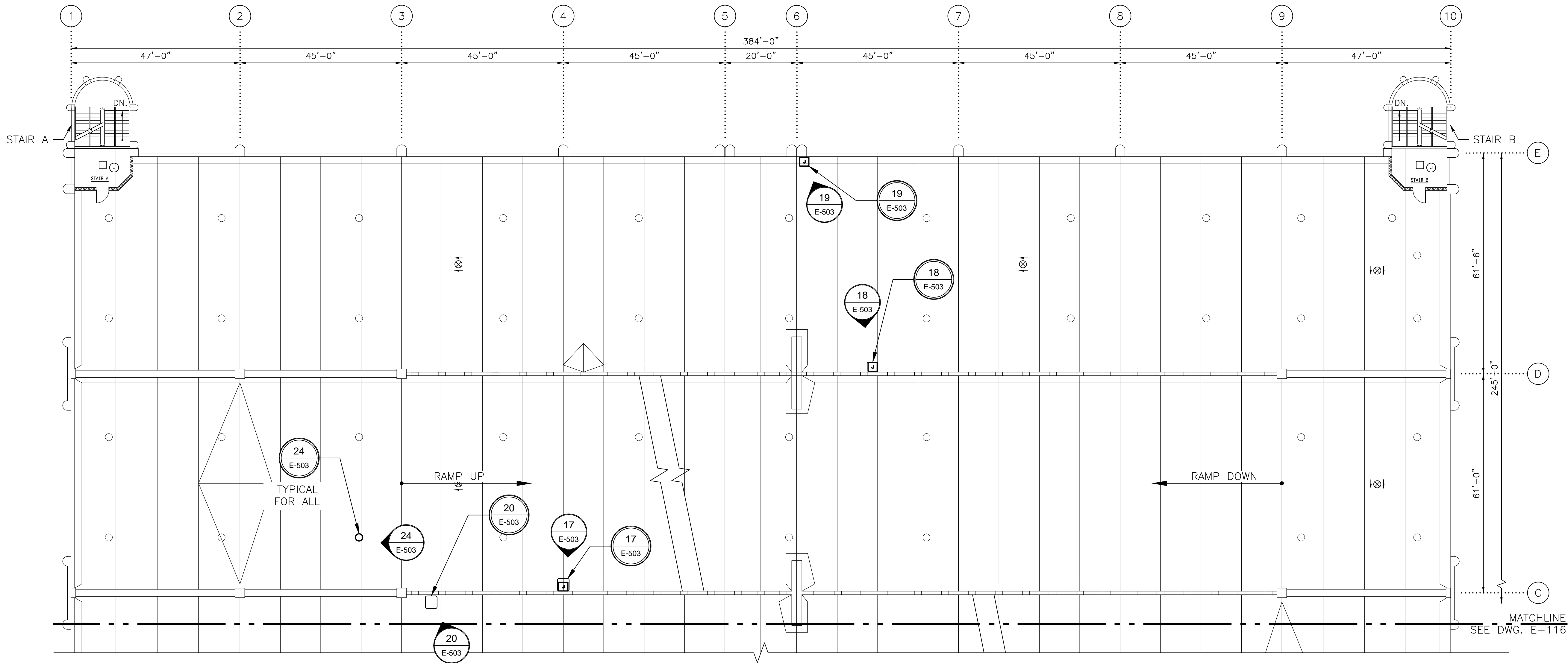
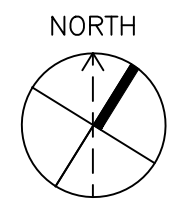
SHEET NO. M1269-150

CONTRACT NO. FQ15090



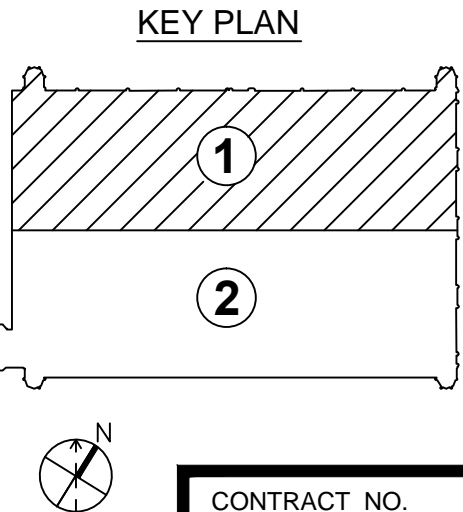
DESIGNED <u>BEB</u> 12/26/14 DATE			REFERENCE DRAWINGS		REVISIONS			WASHINGTON METROPOLITAN AREA TRANSIT AUTHORITY				REHABILITATION OF WMATA PARKING FACILITIES ELECTRICAL-SHADY GROVE NORTH LIGHTING AND POWER SEVENTH FLOOR PART PLAN II							
DRAWN <u>BEB</u> 12/26/14 DATE			NUMBER	DESCRIPTION	DATE	BY	DESCRIPTION			OFFICE OF CHIEF, INFRASTRUCTURE SERVICES DEPARTMENT OF TRANSIT INFRASTRUCTURE AND ENGINEERING SERVICES		 GFP A Gannett Fleming/Parsons JOINT VENTURE		SCALE AS SHOWN		DRAWING NO. A15P-E-114		SHEET NO. M1269-151	
CHECKED <u>BEB</u> 12/26/14 DATE																			
APPROVED <u>MR</u> 12/26/14 DATE																			

c:\pw_working\ptgwise\blepw00270\d0143050\A15P-E-114.dwg
 SAVED 12/18/2014 4:55:12 PM by BRUCE BENO
 PLOTTED 12/18/2014 5:07:14 PM



1 SECOND FLOOR FRAMING PART PLAN I
E-115
SCALE: 1/16"=1'-0"
2' 0" 8' 16' 32'

SHEET NOTES
SEE E-500 SERIES SHEETS FOR
PHOTOGRAPHS OF DEFICIENCIES. REFER TO
G-100 SERIES SHEETS FOR ELECTRICAL
SYMBOLS, CONSTRUCTION NOTES, AND
CORRECTIVE ACTION.



CONTRACT NO.
FQ15090

DESIGNED	BEB	12/26/14
		DATE
DRAWN	BEB	12/26/14
		DATE
CHECKED	BEB	12/26/14
		DATE
APPROVED	MR	12/26/14
		DATE

REFERENCE DRAWINGS	
NUMBER	DESCRIPTION

REVISIONS		
DATE	BY	DESCRIPTION



WASHINGTON METROPOLITAN AREA TRANSIT AUTHORITY

OFFICE OF CHIEF, INFRASTRUCTURE SERVICES DEPARTMENT
OF TRANSIT INFRASTRUCTURE AND ENGINEERING SERVICES

APPROVED
CHIEF ENGINEER
DATE



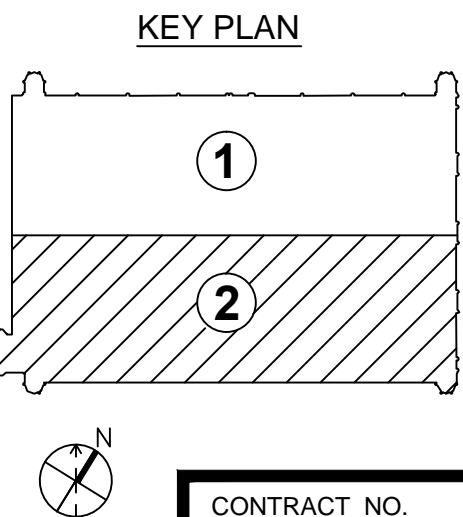
SUBMITTED
PROJECT MANAGER
DATE

REHABILITATION OF WMATA PARKING FACILITIES
ELECTRICAL-SHADY GROVE NORTH
GROUND FLOOR LIGHTING AND POWER
SECOND FLOOR FRAMING PART PLAN I

SCALE
AS SHOWN

DRAWING NO.
A15P-E-115

SHEET NO.
M1269-152



CONTRACT NO.
FQ15090

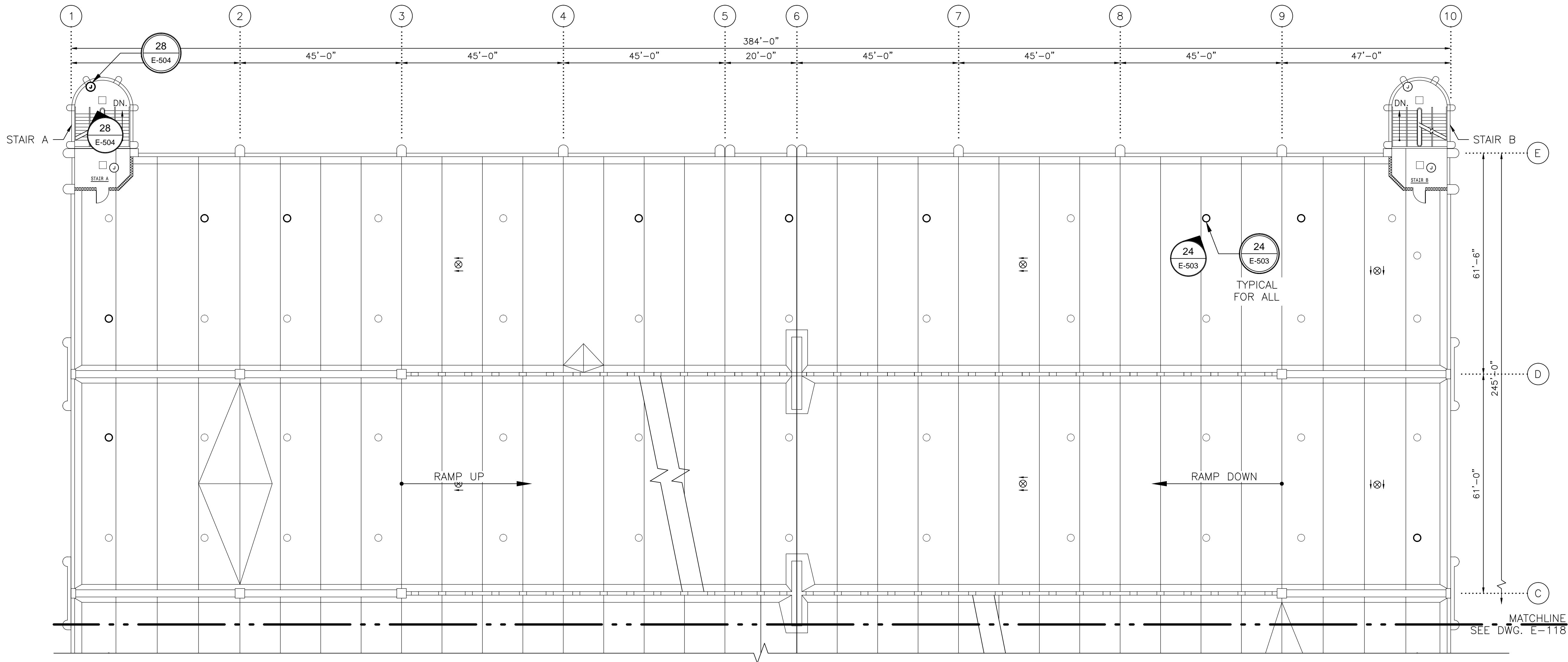
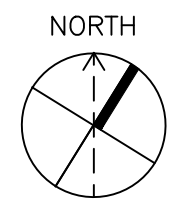
PROFESSIONAL CERTIFICATION. I HEREBY CERTIFY THAT THESE DOCUMENTS WERE PREPARED OR APPROVED BY ME, AND THAT I AM A DULY LICENSED PROFESSIONAL ENGINEER UNDER THE LAWS OF THE STATE OF MARYLAND, LICENSE NO. 49732. EXPIRATION DATE: _____

STATE OF MARYLAND
MONTE A. RICHARDS
Monte A. Richards
No. 25908
PROFESSIONAL ENGINEER

GFP A Gannett Fleming/Parsons
JOINT VENTURE

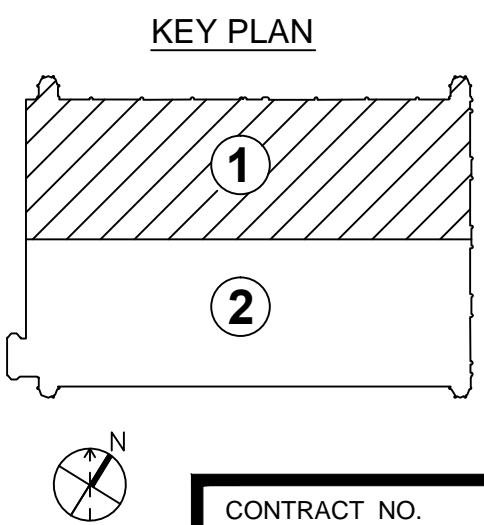
SHEET NO.
M1269-153

c:\pw_working\ptgprwise\lepw00270\0143050\A15P-E-116.dwg
 SAVED 12/18/2014 4:53:21 PM by BRUCE BENO
 PLOTTED 12/18/2014 5:08:18 PM



1 THIRD FLOOR FRAMING PART PLAN I
E-117
SCALE: 1/16"=1'-0"
2' 0" 8' 16' 32'

SHEET NOTES
SEE E-500 SERIES SHEETS FOR
PHOTOGRAPHS OF DEFICIENCIES. REFER TO
G-100 SERIES SHEETS FOR ELECTRICAL
SYMBOLS, CONSTRUCTION NOTES, AND
CORRECTIVE ACTION.



DESIGNED			REFERENCE DRAWINGS			REVISIONS		
DATE	NUMBER	DESCRIPTION	DATE	BY	DESCRIPTION	DATE	BY	DESCRIPTION
12/26/14								
12/26/14								
12/26/14								
12/26/14								
12/26/14								



WASHINGTON METROPOLITAN AREA TRANSIT AUTHORITY

OFFICE OF CHIEF, INFRASTRUCTURE SERVICES DEPARTMENT
OF TRANSIT INFRASTRUCTURE AND ENGINEERING SERVICES

APPROVED
CHIEF ENGINEER

DATE

GFP A Gannett Fleming/Parsons
JOINT VENTURE

SUBMITTED
PROJECT MANAGER

DATE

REHABILITATION OF WMATA PARKING FACILITIES
ELECTRICAL—SHADY GROVE NORTH
SECOND FLOOR LIGHTING AND POWER
THIRD FLOOR FRAMING PART PLAN I

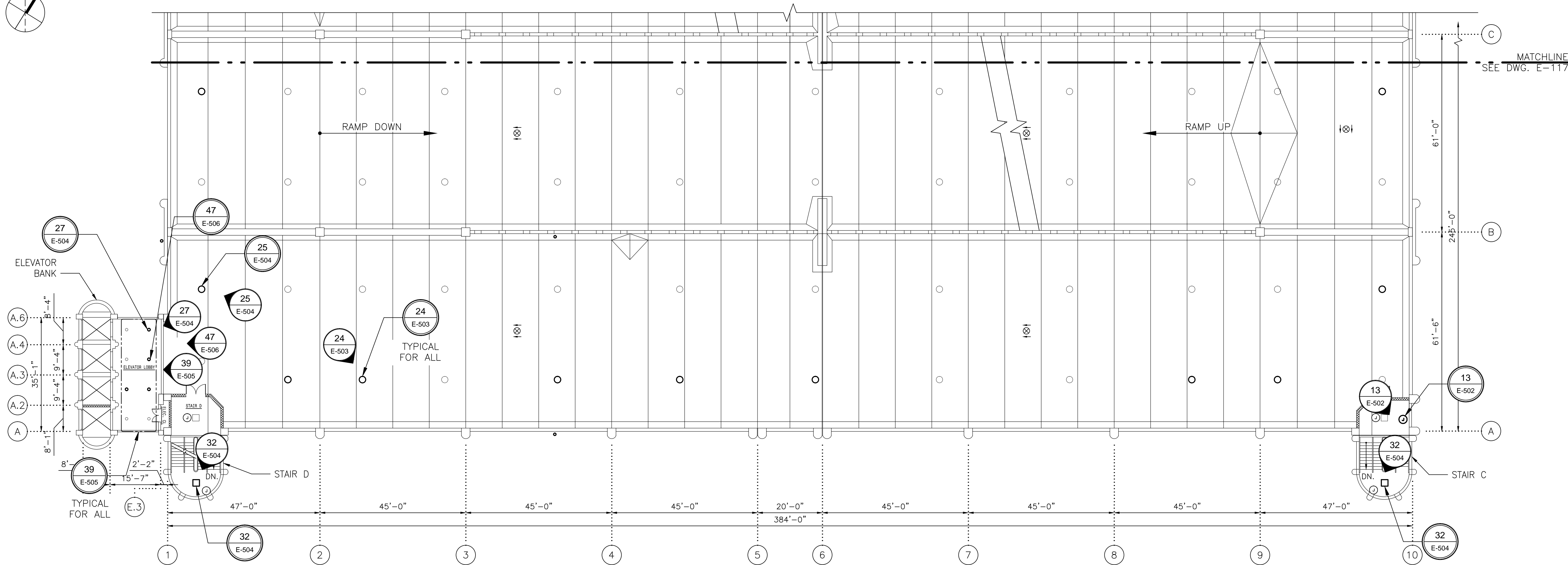
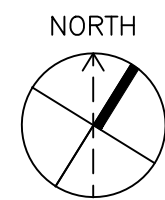
SCALE
AS SHOWN

DRAWING NO.
A15P-E-117

SHEET NO.
M1269-154

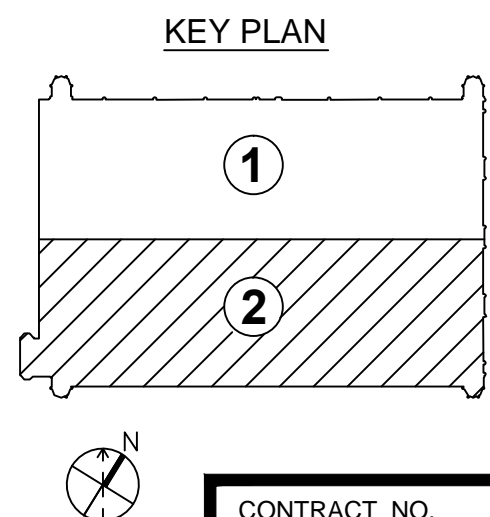
CONTRACT NO.
FQ15090

C:\w\working\gfp\wsh\p\01270101\150501\15P-E-117.dwg
SHEET 1 OF 1
PLOT DATE: 12/18/2014 5:08:48 PM



1 THIRD FLOOR FRAMING PART PLAN II
E-118
SCALE: 1/16"=1'-0"
2' 0" 8' 16' 32'

SHEET NOTES
SEE E-500 SERIES SHEETS FOR
PHOTOGRAPHS OF DEFICIENCIES. REFER TO
G-100 SERIES SHEETS FOR ELECTRICAL
SYMBOLS, CONSTRUCTION NOTES, AND
CORRECTIVE ACTION.




CONTRACT NO.
FQ15090

DESIGNED BEB 12/26/14
DATE
DRAWN BEB 12/26/14
DATE
CHECKED BEB 12/26/14
DATE
APPROVED MR 12/26/14
DATE

REFERENCE DRAWINGS	
NUMBER	DESCRIPTION

REVISIONS		
DATE	BY	DESCRIPTION



WASHINGTON METROPOLITAN AREA TRANSIT AUTHORITY

OFFICE OF CHIEF, INFRASTRUCTURE SERVICES DEPARTMENT
OF TRANSIT INFRASTRUCTURE AND ENGINEERING SERVICES

GFP A Gannett Fleming/Parsons
JOINT VENTURE

APPROVED
CHIEF ENGINEER
DATE

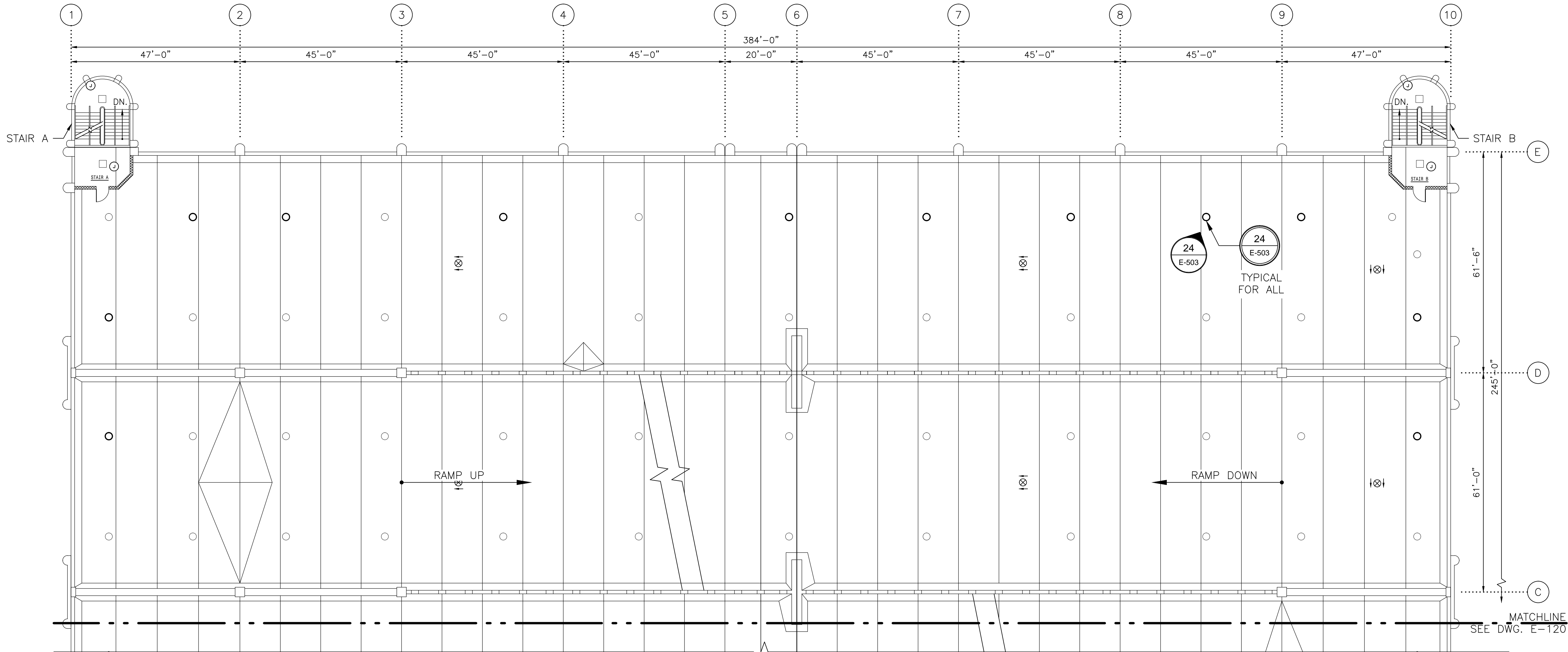
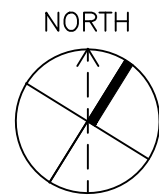
SUBMITTED
PROJECT MANAGER
DATE

REHABILITATION OF WMATA PARKING FACILITIES
ELECTRICAL—SHADY GROVE NORTH
SECOND FLOOR LIGHTING AND POWER
THIRD FLOOR FRAMING PART PLAN II

SCALE
AS SHOWN

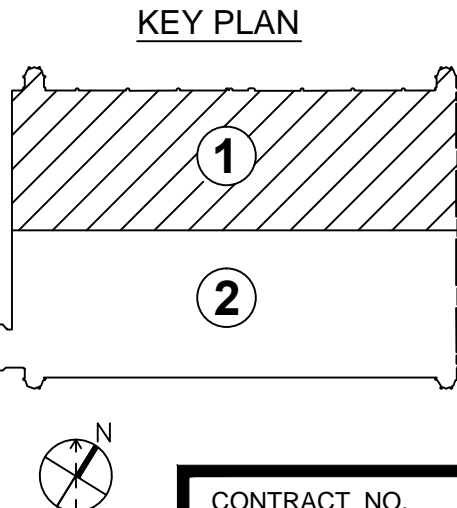
DRAWING NO.
A15P-E-118

SHEET NO.
M1269-155



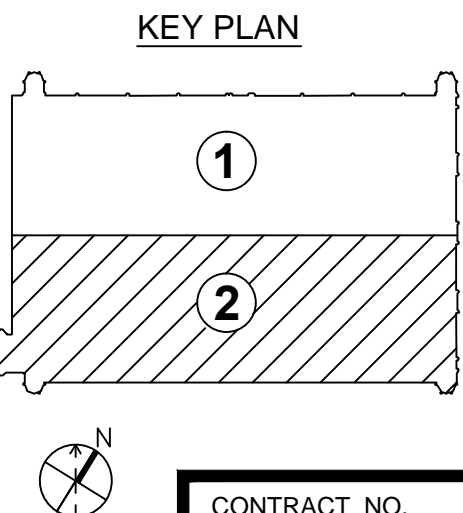
1 FOURTH FLOOR FRAMING PART PLAN I
E-119
SCALE: 1/16"=1'-0"
2' 0" 8' 16' 32'

SHEET NOTES
SEE E-500 SERIES SHEETS FOR
PHOTOGRAPHS OF DEFICIENCIES. REFER TO
G-100 SERIES SHEETS FOR ELECTRICAL
SYMBOLS, CONSTRUCTION NOTES, AND
CORRECTIVE ACTION.

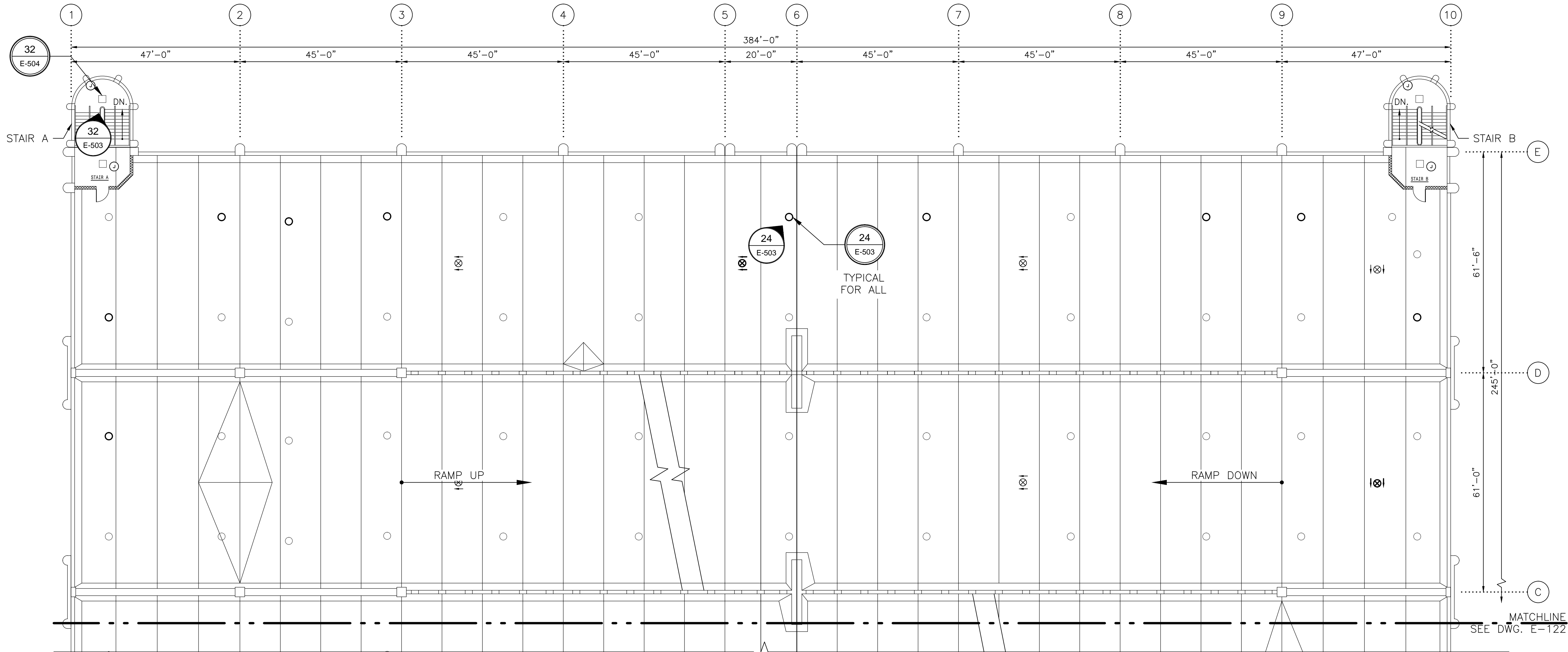
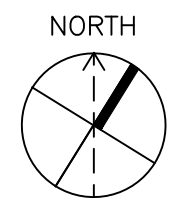


DESIGNED BEB 12/26/14 DATE			REFERENCE DRAWINGS		REVISIONS		WASHINGTON METROPOLITAN AREA TRANSIT AUTHORITY		REHABILITATION OF WMATA PARKING FACILITIES		
DRAWN BEB 12/26/14 DATE			NUMBER	DESCRIPTION	DATE	BY	DESCRIPTION	OFFICE OF CHIEF, INFRASTRUCTURE SERVICES DEPARTMENT OF TRANSIT INFRASTRUCTURE AND ENGINEERING SERVICES		ELECTRICAL—SHADY GROVE NORTH THIRD FLOOR LIGHTING AND POWER FOURTH FLOOR FRAMING PART PLAN I	
CHECKED BEB 12/26/14 DATE								GFP A Gannett Fleming/Parsons JOINT VENTURE			
APPROVED MR 12/26/14 DATE								APPROVED CHIEF ENGINEER		SUBMITTED PROJECT MANAGER	
								DATE		DATE	
								SCALE AS SHOWN		DRAWING NO. A15P-E-119	
										SHEET NO. M1269-156	

C:\w\working\gfp\wsh\p01270101\150501\15P-E-119.dwg
SHEET 1 OF 1
PLOT DATE 12/26/2014 5:09:55 PM
PLOTTER HP DesignJet 500

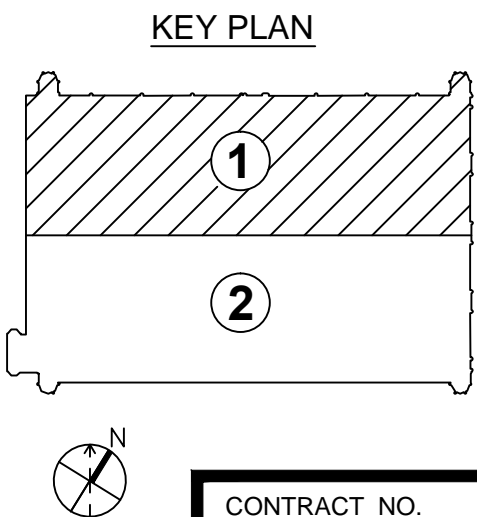


CONTRACT NO.
FQ15090



1 FIFTH FLOOR FRAMING PART PLAN I
E-121
SCALE: 1/16"=1'-0"
2' 0" 8' 16' 32'


SHEET NOTES
SEE E-500 SERIES SHEETS FOR
PHOTOGRAPHS OF DEFICIENCIES. REFER TO
G-100 SERIES SHEETS FOR ELECTRICAL
SYMBOLS, CONSTRUCTION NOTES, AND
CORRECTIVE ACTION.



DESIGNED	BEB	12/26/14
		DATE
DRAWN	BEB	12/26/14
		DATE
CHECKED	BEB	12/26/14
		DATE
APPROVED	MR	12/26/14
		DATE

REFERENCE DRAWINGS	
NUMBER	DESCRIPTION

REVISIONS		
DATE	BY	DESCRIPTION



WASHINGTON METROPOLITAN AREA TRANSIT AUTHORITY

OFFICE OF CHIEF, INFRASTRUCTURE SERVICES DEPARTMENT
OF TRANSIT INFRASTRUCTURE AND ENGINEERING SERVICES

GFP A Gannett Fleming / Parsons
JOINT VENTURE

APPROVED
CHIEF ENGINEER
DATE

SUBMITTED
PROJECT MANAGER
DATE

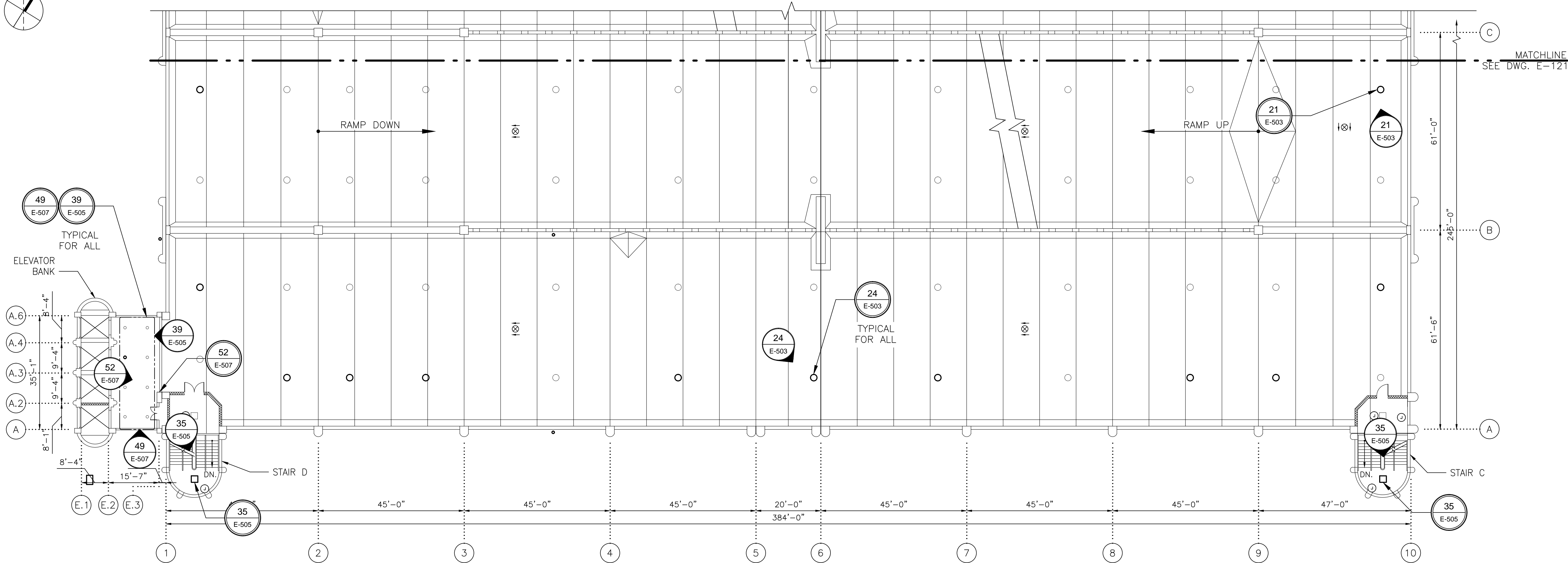
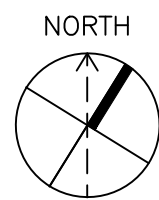
REHABILITATION OF WMATA PARKING FACILITIES
ELECTRICAL—SHADY GROVE NORTH
FOURTH FLOOR LIGHTING AND POWER
FIFTH FLOOR FRAMING PART PLAN I

SCALE
AS SHOWN

DRAWING NO.
A15P-E-121

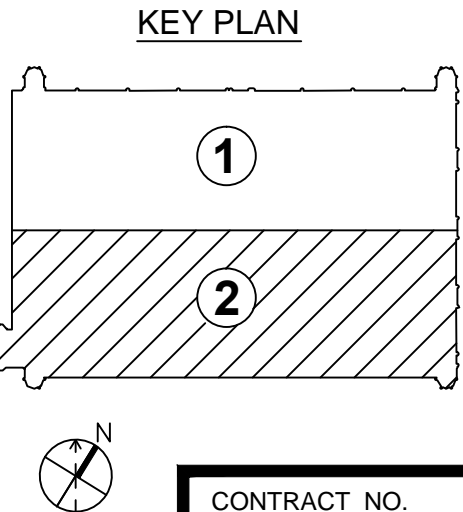
SHEET NO.
M1269-158

CONTRACT NO.
FQ15090



1 FIFTH FLOOR FRAMING PART PLAN II
E-122 SCALE: 1/16"=1'-0"
2' 0" 8' 16' 32'

SHEET NOTES
SEE E-500 SERIES SHEETS FOR
PHOTOGRAPHS OF DEFICIENCIES. REFER TO
G-100 SERIES SHEETS FOR ELECTRICAL
SYMBOLS, CONSTRUCTION NOTES, AND
CORRECTIVE ACTION.



CONTRACT NO.
FQ15090

DESIGNED	BEB	12/26/14
		DATE
DRAWN	BEB	12/26/14
		DATE
CHECKED	BEB	12/26/14
		DATE
APPROVED	MR	12/26/14
		DATE

REFERENCE DRAWINGS	
NUMBER	DESCRIPTION

REVISIONS		
DATE	BY	DESCRIPTION



WASHINGTON METROPOLITAN AREA TRANSIT AUTHORITY

OFFICE OF CHIEF, INFRASTRUCTURE SERVICES DEPARTMENT
OF TRANSIT INFRASTRUCTURE AND ENGINEERING SERVICES

GFP A Gannett Fleming/Parsons
JOINT VENTURE

APPROVED
CHIEF ENGINEER DATE

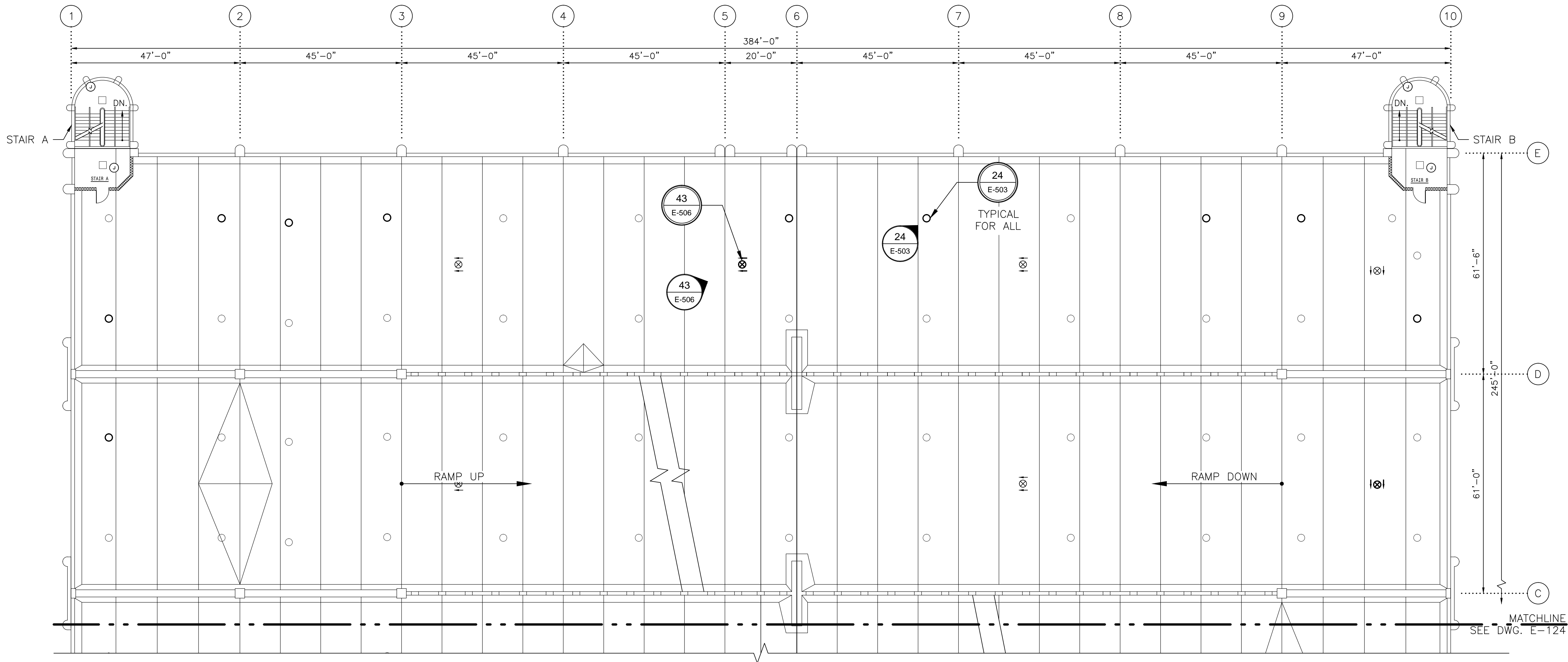
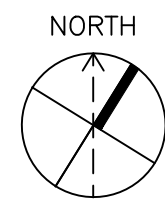
SUBMITTED
PROJECT MANAGER DATE

REHABILITATION OF WMATA PARKING FACILITIES
ELECTRICAL—SHADY GROVE NORTH
FOURTH FLOOR LIGHTING AND POWER
FIFTH FLOOR FRAMING PART PLAN II

SCALE
AS SHOWN

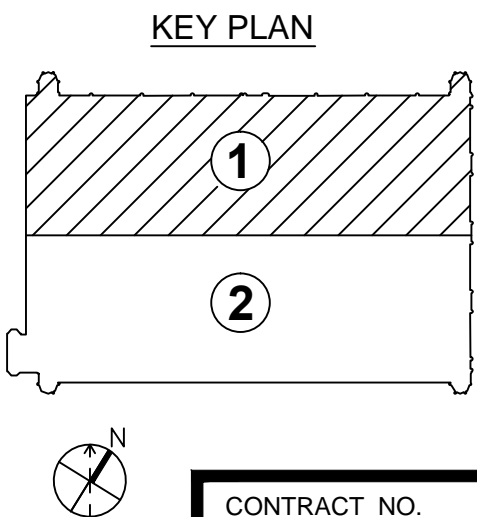
DRAWING NO.
A15P-E-122

SHEET NO.
M1269-159



SIXTH FLOOR FRAMING PART PLAN I
SCALE: 1/16"=1'-0"
2' 0" 8' 16' 32'


SHEET NOTES
SEE E-500 SERIES SHEETS FOR PHOTOGRAPHS OF DEFICIENCIES. REFER TO G-100 SERIES SHEETS FOR ELECTRICAL SYMBOLS, CONSTRUCTION NOTES, AND CORRECTIVE ACTION.



DESIGNED	BEB	12/26/14
		DATE
DRAWN	BEB	12/26/14
		DATE
CHECKED	BEB	12/26/14
		DATE
APPROVED	MR	12/26/14
		DATE

REFERENCE DRAWINGS	
NUMBER	DESCRIPTION

REVISIONS		
DATE	BY	DESCRIPTION



WASHINGTON METROPOLITAN AREA TRANSIT AUTHORITY
OFFICE OF CHIEF, INFRASTRUCTURE SERVICES DEPARTMENT
OF TRANSIT INFRASTRUCTURE AND ENGINEERING SERVICES

GFP A Gannett Fleming / Parsons
JOINT VENTURE

APPROVED
CHIEF ENGINEER

DATE

SUBMITTED
PROJECT MANAGER

DATE

REHABILITATION OF WMATA PARKING FACILITIES
ELECTRICAL—SHADY GROVE NORTH
FIFTH FLOOR LIGHTING AND POWER
SIXTH FLOOR FRAMING PART PLAN I

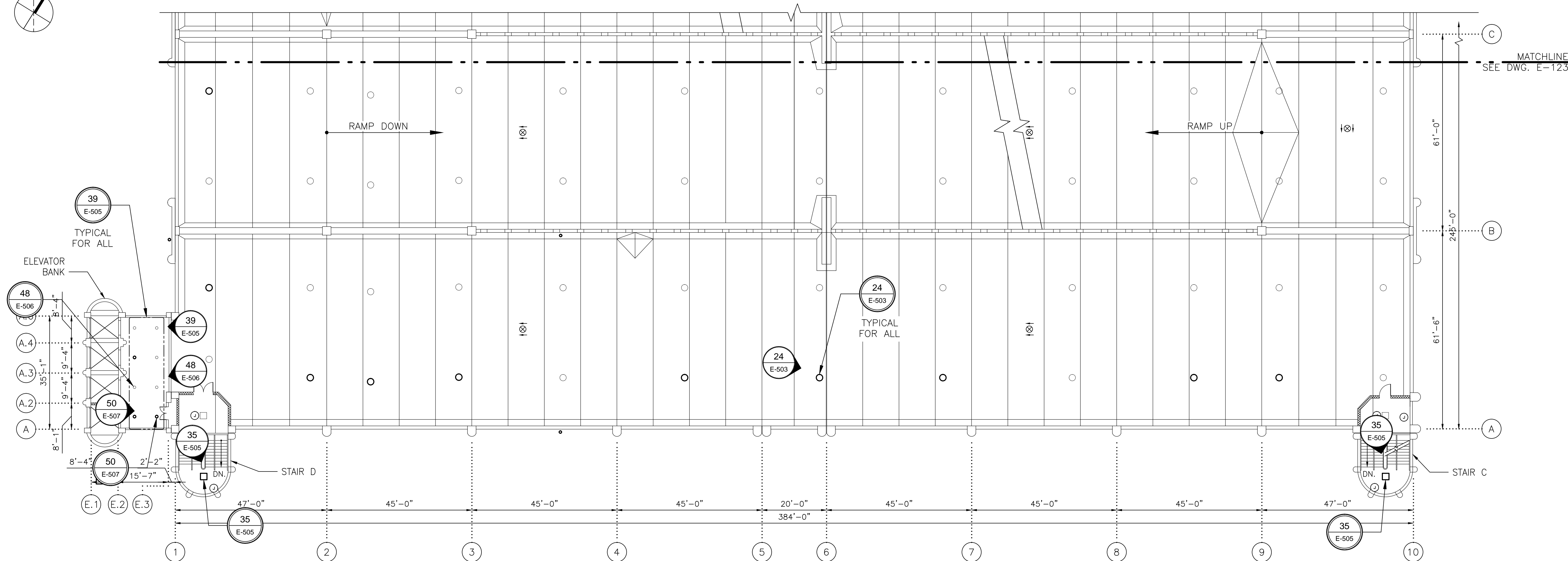
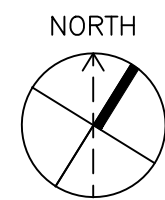
SCALE
AS SHOWN

DRAWING NO.
A15P-E-123

SHEET NO.
M1269-160

CONTRACT NO.
FQ15090

c:\w\working\gfp\washington\01270101\A1505014\6P-E-123.dwg
SHEET 1 OF 1
PLOT DATE 12/26/2014 5:12:12 PM
PLOTTER HP DesignJet 500



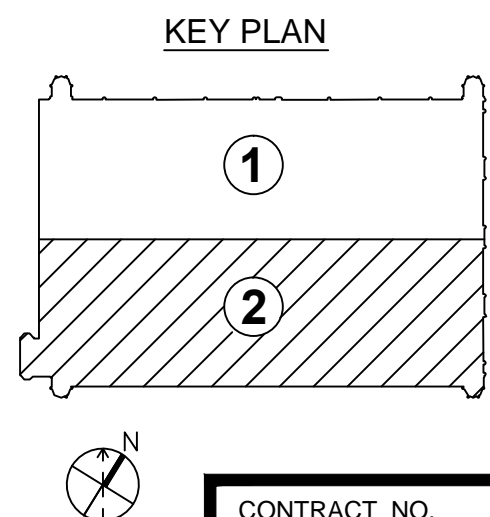
1
E-124

SIXTH FLOOR FRAMING PART PLAN II

SCALE: 1/16"=1'-0"

2' 0" 8' 16' 32'

SHEET NOTES
SEE E-500 SERIES SHEETS FOR
PHOTOGRAPHS OF DEFICIENCIES. REFER TO
G-100 SERIES SHEETS FOR ELECTRICAL
SYMBOLS, CONSTRUCTION NOTES, AND
CORRECTIVE ACTION.



DESIGNED	BEB	12/26/14
		DATE
DRAWN	BEB	12/26/14
		DATE
CHECKED	BEB	12/26/14
		DATE
APPROVED	MR	12/26/14
		DATE

REFERENCE DRAWINGS	
NUMBER	DESCRIPTION

REVISIONS		
DATE	BY	DESCRIPTION



WASHINGTON METROPOLITAN AREA TRANSIT AUTHORITY

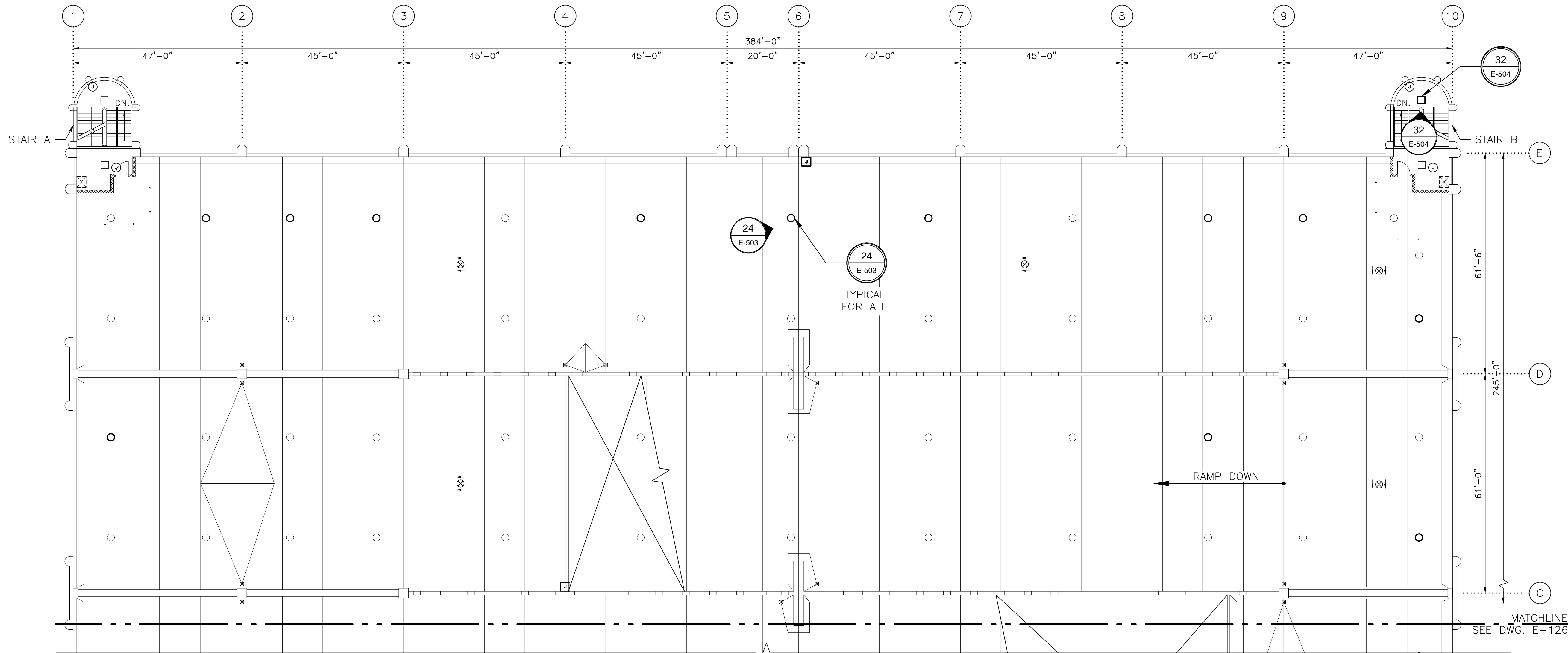
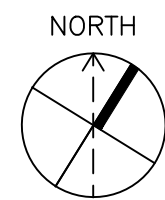
OFFICE OF CHIEF, INFRASTRUCTURE SERVICES DEPARTMENT
OF TRANSIT INFRASTRUCTURE AND ENGINEERING SERVICES

GFP A Gannett Fleming/Parsons
JOINT VENTURE

APPROVED _____ DATE _____
CHIEF ENGINEER

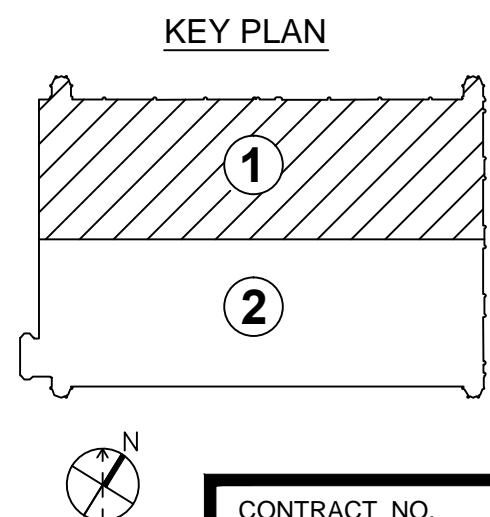
SUBMITTED _____ DATE _____
PROJECT MANAGER

REHABILITATION OF WMATA PARKING FACILITIES		
ELECTRICAL—SHADY GROVE NORTH FIFTH FLOOR LIGHTING AND POWER SIXTH FLOOR FRAMING PART PLAN II		
SCALE AS SHOWN	DRAWING NO. A15P-E-124	SHEET NO. M1269-161



1 SEVENTH FLOOR FRAMING PART PLAN I
E-125 SCALE: 1/16"=1'-0"
2' 0" 8' 16' 32'

SHEET NOTES
SEE E-500 SERIES SHEETS FOR
PHOTOGRAPHS OF DEFICIENCIES. REFER TO
G-100 SERIES SHEETS FOR ELECTRICAL
SYMBOLS, CONSTRUCTION NOTES, AND
CORRECTIVE ACTION.




CONTRACT NO.
FQ15090

DESIGNED BEB 12/26/14
DATE
DRAWN BEB 12/26/14
DATE
CHECKED BEB 12/26/14
DATE
APPROVED MR 12/26/14
DATE

REFERENCE DRAWINGS	
NUMBER	DESCRIPTION

REVISIONS		
DATE	BY	DESCRIPTION



WASHINGTON METROPOLITAN AREA TRANSIT AUTHORITY

OFFICE OF CHIEF, INFRASTRUCTURE SERVICES DEPARTMENT
OF TRANSIT INFRASTRUCTURE AND ENGINEERING SERVICES

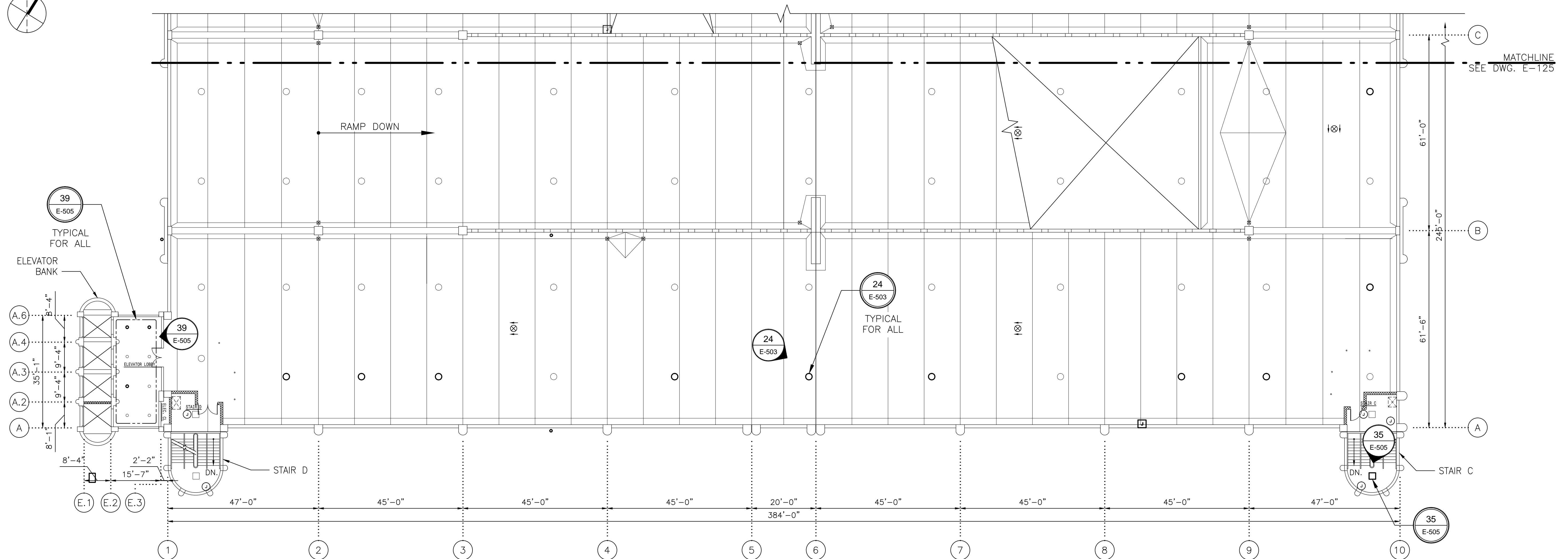
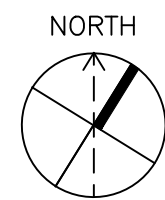
APPROVED _____ DATE _____
CHIEF ENGINEER

GFP A Gannett Fleming / Parsons
JOINT VENTURE

SUBMITTED _____ DATE _____
PROJECT MANAGER

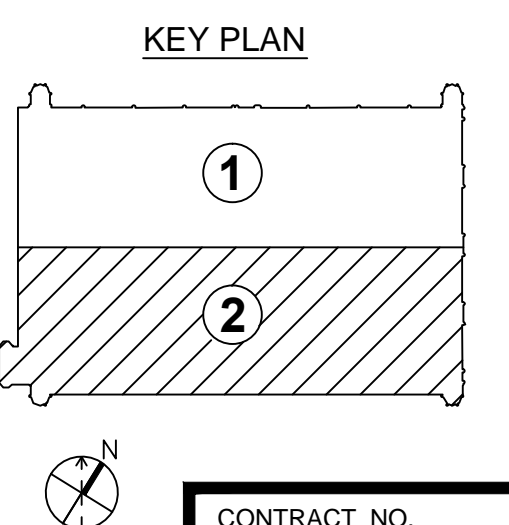
REHABILITATION OF WMATA PARKING FACILITIES
ELECTRICAL-SHADY GROVE NORTH
SIXTH FLOOR LIGHTING AND POWER
SEVENTH FLOOR FRAMING PART PLAN I

SCALE AS SHOWN
DRAWING NO. A15P-E-125
SHEET NO. M1269-162



1 SEVENTH FLOOR FRAMING PART PLAN II
E-126 SCALE: 1/16"=1'-0"
2' 0" 8' 16' 32'

SHEET NOTES
SEE E-500 SERIES SHEETS FOR
PHOTOGRAPHS OF DEFICIENCIES. REFER TO
G-100 SERIES SHEETS FOR ELECTRICAL
SYMBOLS, CONSTRUCTION NOTES, AND
CORRECTIVE ACTION.



			REFERENCE DRAWINGS		REVISIONS		
DESIGNED	<u>BEB</u>	<u>12/26/14</u> DATE	NUMBER	DESCRIPTION	DATE	BY	DESCRIPTION
DRAWN	<u>BEB</u>	<u>12/26/14</u> DATE					
CHECKED	<u>BEB</u>	<u>12/26/14</u> DATE					
APPROVED	<u>MR</u>	<u>12/26/14</u> DATE					



WASHINGTON METROPOLITAN AREA TRANSIT AUTHORITY

OFFICE OF CHIEF, INFRASTRUCTURE SERVICES DEPARTMENT
OF TRANSIT INFRASTRUCTURE AND ENGINEERING SERVICES



APPROVED _____
CHIEF ENGINEER _____ DATE _____

SUBMITTED	
PROJECT MANAGER	DATE

REHABILITATION OF WMATA PARKING FACILITIES
ELECTRICAL—SHADY GROVE NORTH
SIXTH FLOOR LIGHTING AND POWER
SEVENTH FLOOR FRAMING PART PLAN II

SCALE
AS SHOWN

DRAWING NO.
A15P-E-126

CONTRACT NO.
FQ15090


HEET NO.
M1269-163

c:\pw_working\ptgprwise\blepw00270\ld0143050\A15P-E-126.dwg
 SAVED 12/18/2014 4:50:56 PM by BRUCE BENO
 PLOTTED 12/18/2014 5:13:51 PM



CORRECTIVE ACTION NUMBER
126

9 PANELBOARD DOOR MISSING
E-502 SCALE: N.T.S.



CORRECTIVE ACTION NUMBER
120 & 123

10 CORRODED CONDUIT STRAPS
E-502 SCALE: N.T.S.



CORRECTIVE ACTION NUMBER
122

11 JBOX COVER MISSING
E-502 SCALE: N.T.S.



CORRECTIVE ACTION NUMBER
100

12 LIGHTING FIXTURE LAMP OUT
E-502 SCALE: N.T.S.



CORRECTIVE ACTION NUMBER
120 & 123

13 CORROSION CONDUIT & JBOX
E-502 SCALE: N.T.S.



CORRECTIVE ACTION NUMBER
120 & 123

14 CORRODED DEVICE BOX
E-502 SCALE: N.T.S.



CORRECTIVE ACTION NUMBER
120 & 123

15 CORROSION CONDUIT & JBOX
E-502 SCALE: N.T.S.



CORRECTIVE ACTION NUMBER
122

16 JBOX COVER MISSING
E-502 SCALE: N.T.S.

SHEET NOTES
SEE G-100 SERIES SHEETS FOR DEFICIENCY &
CONSTRUCTION NOTES - CORRECTIVE ACTION.

DESIGNED	BEB	12/26/14
		DATE
DRAWN	BEB	12/26/14
		DATE
CHECKED	BEB	12/26/14
		DATE
APPROVED	MR	12/26/14
		DATE

REFERENCE DRAWINGS	
NUMBER	DESCRIPTION

REVISIONS		
DATE	BY	DESCRIPTION



WASHINGTON METROPOLITAN AREA TRANSIT AUTHORITY

OFFICE OF CHIEF, INFRASTRUCTURE SERVICES DEPARTMENT
OF TRANSIT INFRASTRUCTURE AND ENGINEERING SERVICES

GFP A Gannett Fleming/Parsons
JOINT VENTURE

APPROVED
CHIEF ENGINEER

DATE

SUBMITTED
PROJECT MANAGER

DATE

REHABILITATION OF WMATA PARKING FACILITIES
ELECTRICAL-SHADY GROVE NORTH
DEFICIENCY PHOTOGRAPHS
CORRECTIVE ACTION REQUIRED

SCALE
AS SHOWN

DRAWING NO.
A15P-E-502

SHEET NO.
M1269-165

CONTRACT NO.
FQ15090

C:\w\working\gfp\w\shadynorth\A15P-E-502.dwg
PLOT: 12/26/2014 5:14:37 PM
PLOTTER: HP DesignJet T1100E
PLOT: 12/26/2014 5:14:37 PM




CORRECTIVE ACTION NUMBER
123

17 JBOX COVER CORRODED
E-503 SCALE: N.T.S.




CORRECTIVE ACTION NUMBER
123

18 JBOX CORRODED
E-503 SCALE: N.T.S.



CORRECTIVE ACTION NUMBER
123

19 JBOX CORRODED
E-503 SCALE: N.T.S.



CORRECTIVE ACTION NUMBER
124

20 CONDUIT STRAP MISSING
E-503 SCALE: N.T.S.



CORRECTIVE ACTION NUMBER
100

21 LIGHTING FIXTURE LAMP OUT
E-503 SCALE: N.T.S.



CORRECTIVE ACTION NUMBER
100

22 LIGHTING FIXTURE LAMP OUT
E-503 SCALE: N.T.S.



CORRECTIVE ACTION NUMBER
100

23 LIGHTING FIXTURE LAMP OUT
E-503 SCALE: N.T.S.



CORRECTIVE ACTION NUMBER
100


24 LIGHTING FIXTURE LAMP OUT
E-503 SCALE: N.T.S.

SHEET NOTES
SEE G-100 SERIES SHEETS FOR DEFICIENCY &
CONSTRUCTION NOTES - CORRECTIVE ACTION.

DESIGNED			DRAWN			CHECKED			APPROVED		
BEB			BEB			BEB			MR		
12/26/14			12/26/14			12/26/14			12/26/14		
DATE			DATE			DATE			DATE		

NUMBER		DESCRIPTION	

DATE		BY		DESCRIPTION	



WASHINGTON METROPOLITAN AREA TRANSIT AUTHORITY

OFFICE OF CHIEF, INFRASTRUCTURE SERVICES DEPARTMENT
OF TRANSIT INFRASTRUCTURE AND ENGINEERING SERVICES

APPROVED
CHIEF ENGINEER

DATE

GFP A Gannett Fleming/Parsons
JOINT VENTURE

SUBMITTED
PROJECT MANAGER

DATE

REHABILITATION OF WMATA PARKING FACILITIES
ELECTRICAL-SHADY GROVE NORTH
DEFICIENCY PHOTOGRAPHS
CORRECTIVE ACTION REQUIRED

SCALE
AS SHOWN

DRAWING NO.
A15P-E-503

SHEET NO.
M1269-166

CONTRACT NO.
FQ15090

C:\w\working\gfp\wsh\p015090\FQ15090A16P-E-503.dwg
SHEET 2 OF 2
PLOT DATE 12/18/2014 5:15:00 PM



CORRECTIVE ACTION NUMBER
102

25
E-504 LIGHTING FIXTURE LENS MISSING
SCALE: N.T.S.



CORRECTIVE ACTION NUMBER
107

26
E-504 LIGHTING FIXTURE LAMP OUT
SCALE: N.T.S.



CORRECTIVE ACTION NUMBER
102

27
E-504 LIGHT FIXTURE LENS DAMAGED
SCALE: N.T.S.



CORRECTIVE ACTION NUMBER
122

28
E-504 JBOX COVER OPEN
SCALE: N.T.S.




CORRECTIVE ACTION NUMBER
122

29
E-504 JBOX COVER OPEN
SCALE: N.T.S.



CORRECTIVE ACTION NUMBER
107

30
E-504 LIGHTING FIXTURE LAMP OUT
SCALE: N.T.S.



CORRECTIVE ACTION NUMBER
123

31
E-504 CONDUIT STRAPS CORRODED
SCALE: N.T.S.



CORRECTIVE ACTION NUMBER
100

32
E-504 LIGHTING FIXTURE LAMP OUT
SCALE: N.T.S.

SHEET NOTES
SEE G-100 SERIES SHEETS FOR DEFICIENCY &
CONSTRUCTION NOTES - CORRECTIVE ACTION.

DESIGNED	BEB	12/26/14
		DATE
DRAWN	BEB	12/26/14
		DATE
CHECKED	BEB	12/26/14
		DATE
APPROVED	MR	12/26/14
		DATE

REFERENCE DRAWINGS	
NUMBER	DESCRIPTION

REVISIONS		
DATE	BY	DESCRIPTION



WASHINGTON METROPOLITAN AREA TRANSIT AUTHORITY

OFFICE OF CHIEF, INFRASTRUCTURE SERVICES DEPARTMENT
OF TRANSIT INFRASTRUCTURE AND ENGINEERING SERVICES

GFP A Gannett Fleming/Parsons
JOINT VENTURE

APPROVED
CHIEF ENGINEER

DATE

SUBMITTED
PROJECT MANAGER

DATE

REHABILITATION OF WMATA PARKING FACILITIES
ELECTRICAL-SHADY GROVE NORTH
DEFICIENCY PHOTOGRAPHS
CORRECTIVE ACTION REQUIRED

SCALE
AS SHOWN

DRAWING NO.
A15P-E-504

SHEET NO.
M1269-167

CONTRACT NO.
FQ15090

c:\nw_working\gfp\washington\01270101\A15P00A16P-E-504.dwg
SHEET 12 OF 12
PLOT DATE 12/26/2014 5:15:23 PM
PLOTTER HP DesignJet 500



CORRECTIVE ACTION NUMBER
102

33 LIGHTING FIXTURE LENS DAMAGED
E-505 SCALE: N.T.S.



CORRECTIVE ACTION NUMBER
123

34 CORRODED CONDUIT STRAPS
E-505 SCALE: N.T.S.



CORRECTIVE ACTION NUMBER
100

35 LIGHT FIXTURE LAMP OUT
E-505 SCALE: N.T.S.



CORRECTIVE ACTION NUMBER
123

36 JBOX CORRODED
E-505 SCALE: N.T.S.



CORRECTIVE ACTION NUMBER
107

37 LIGHT FIXTURE LAMP OUT
E-505 SCALE: N.T.S.



CORRECTIVE ACTION NUMBER
123

38 CORRODED ENCLOSURE
E-505 SCALE: N.T.S.



CORRECTIVE ACTION NUMBER
100

39 LIGHT FIXTURE LAMP OUT
E-505 SCALE: N.T.S.



CORRECTIVE ACTION NUMBER
122

40 JBOX COVER MISSING
E-505 SCALE: N.T.S.

SHEET NOTES
SEE G-100 SERIES SHEETS FOR DEFICIENCY &
CONSTRUCTION NOTES - CORRECTIVE ACTION.

DESIGNED	BEB	12/26/14
		DATE
DRAWN	BEB	12/26/14
		DATE
CHECKED	BEB	12/26/14
		DATE
APPROVED	MR	12/26/14
		DATE

REFERENCE DRAWINGS	
NUMBER	DESCRIPTION

REVISIONS		
DATE	BY	DESCRIPTION



WASHINGTON METROPOLITAN AREA TRANSIT AUTHORITY

OFFICE OF CHIEF, INFRASTRUCTURE SERVICES DEPARTMENT
OF TRANSIT INFRASTRUCTURE AND ENGINEERING SERVICES

APPROVED
CHIEF ENGINEER

DATE

SUBMITTED
PROJECT MANAGER

DATE

REHABILITATION OF WMATA PARKING FACILITIES

ELECTRICAL—SHADY GROVE NORTH

DEFICIENCY PHOTOGRAPHS

CORRECTIVE ACTION REQUIRED

SCALE
AS SHOWN

DRAWING NO.
A15P-E-505

SHEET NO.
M1269-168

CONTRACT NO.
FQ15090

C:\w\working\gfp\wisc\shp\01270101\A15P00A16P-E-505.dwg
SHEET 02 OF 02
PLOT DATE 12/18/2014 5:15:43 PM
PLOTTER HP DesignJet 5000



CORRECTIVE ACTION NUMBER
123

41
E-506
CORRODED CONDUIT STRAPS
SCALE: N.T.S.



CORRECTIVE ACTION NUMBER
123

42
E-506
CORRODED DEVICE ENCLOSURE
SCALE: N.T.S.



CORRECTIVE ACTION NUMBER
104

43
E-506
EXIT LIGHT FIXTURE LAMP OUT
SCALE: N.T.S.



CORRECTIVE ACTION NUMBER
107

44
E-506
LIGHT FIXTURE LAMP OUT
SCALE: N.T.S.



CORRECTIVE ACTION NUMBER
123

45
E-506
CORRODED JBOX
SCALE: N.T.S.



CORRECTIVE ACTION NUMBER
123

46
E-506
MISSING JBOX COVERS
SCALE: N.T.S.



CORRECTIVE ACTION NUMBER
102

47
E-506
LIGHTING FIXTURE LENS MISSING
SCALE: N.T.S.




CORRECTIVE ACTION NUMBER
102

48
E-506
LIGHTING FIXTURE LENS DISCOLORED
SCALE: N.T.S.

SHEET NOTES
SEE G-100 SERIES SHEETS FOR DEFICIENCY &
CONSTRUCTION NOTES - CORRECTIVE ACTION.

DESIGNED			REFERENCE DRAWINGS			REVISIONS		
DESIGNED	BEB	12/26/14	NUMBER	DESCRIPTION	DATE	BY	DESCRIPTION	
DRAWN	BEB	12/26/14						
CHECKED	BEB	12/26/14						
APPROVED	MR	12/26/14						



WASHINGTON METROPOLITAN AREA TRANSIT AUTHORITY
OFFICE OF CHIEF, INFRASTRUCTURE SERVICES DEPARTMENT
OF TRANSIT INFRASTRUCTURE AND ENGINEERING SERVICES

APPROVED
CHIEF ENGINEER

DATE

GFP A Gannett Fleming/Parsons
JOINT VENTURE

SUBMITTED
PROJECT MANAGER

DATE

REHABILITATION OF WMATA PARKING FACILITIES
ELECTRICAL-SHADY GROVE NORTH
DEFICIENCY PHOTOGRAPHS
CORRECTIVE ACTION REQUIRED

SCALE
AS SHOWN

DRAWING NO.
A15P-E-506

SHEET NO.
M1269-169

CONTRACT NO.
FQ15090

c:\nw_working\gfp\washington\01270101\A15P001.dwg
PLOT: 12/26/2014 5:16:03 PM
PLOTTER: HP DesignJet T1100e



CORRECTIVE ACTION NUMBER
100

49
E-507
LOBBY LIGHTING FIXTURE LAMP OUT
SCALE: N.T.S.



CORRECTIVE ACTION NUMBER
100 & 102

50
E-507
LIGHTING FIXTURE LENS DAMAGED
SCALE: N.T.S.



CORRECTIVE ACTION NUMBER
123

51
E-507
JBOX CORROSION
SCALE: N.T.S.



CORRECTIVE ACTION NUMBER
123

52
E-507
JBOX CORROSION
SCALE: N.T.S.



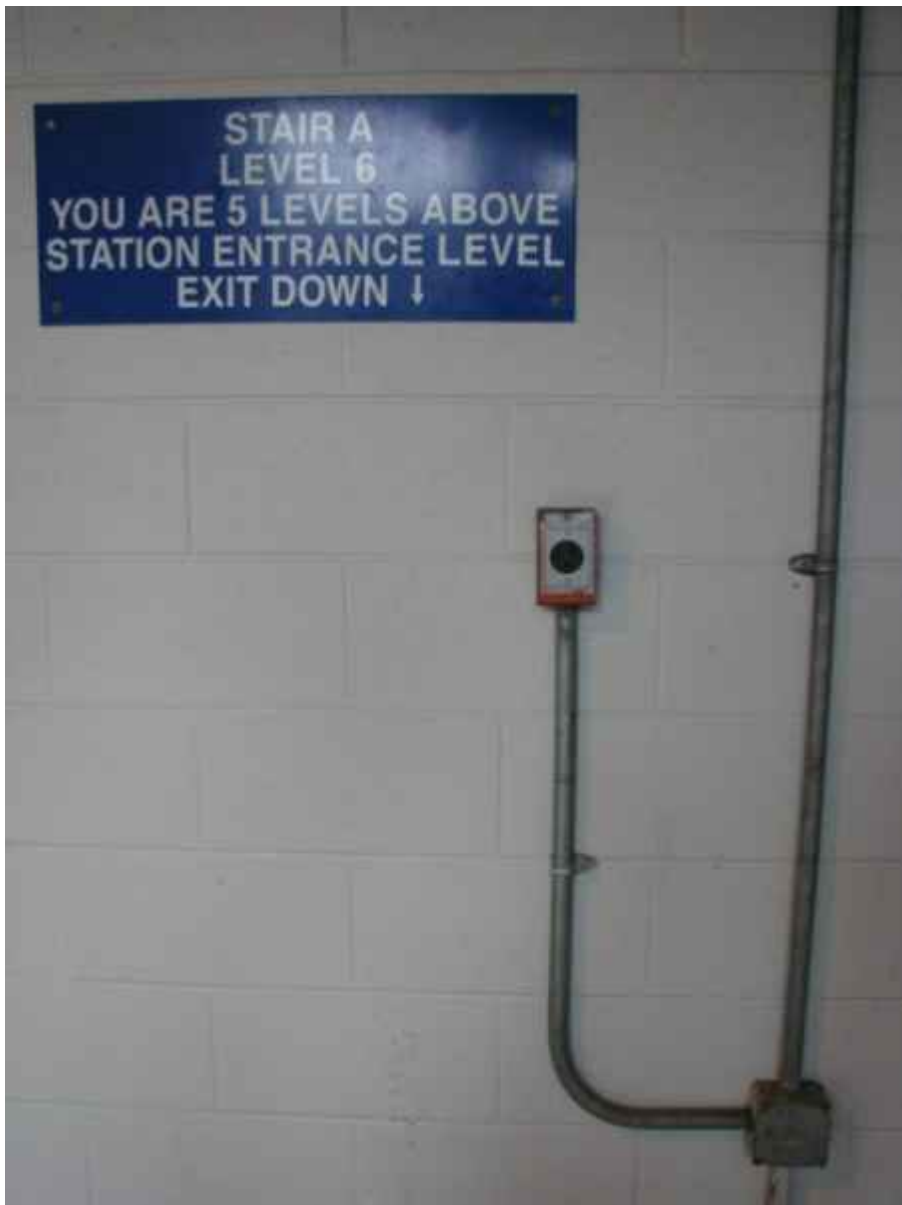
CORRECTIVE ACTION NUMBER
123

53
E-507
DEVICE BOX CORROSION
SCALE: N.T.S.



CORRECTIVE ACTION NUMBER
123

54
E-507
ENCLOSURE CORROSION
SCALE: N.T.S.



CORRECTIVE ACTION NUMBER
124

55
E-507
COVER MISSING
SCALE: N.T.S.



CORRECTIVE ACTION NUMBER
104


56
E-507
EXIT LIGHTING FIXTURE LAMP OUT
SCALE: N.T.S.

SHEET NOTES
SEE G-100 SERIES SHEETS FOR DEFICIENCY &
CONSTRUCTION NOTES - CORRECTIVE ACTION.

DESIGNED			DRAWN			CHECKED			APPROVED		
BEB			BEB			BEB			MR		
12/26/14			12/26/14			12/26/14			12/26/14		
DATE			DATE			DATE			DATE		

NUMBER		DESCRIPTION	

DATE		BY		DESCRIPTION	



WASHINGTON METROPOLITAN AREA TRANSIT AUTHORITY

OFFICE OF CHIEF, INFRASTRUCTURE SERVICES DEPARTMENT
OF TRANSIT INFRASTRUCTURE AND ENGINEERING SERVICES

APPROVED
CHIEF ENGINEER

DATE

GFP A Gannett Fleming/Parsons
JOINT VENTURE

SUBMITTED
PROJECT MANAGER

DATE

REHABILITATION OF WMATA PARKING FACILITIES
ELECTRICAL-SHADY GROVE NORTH
DEFICIENCY PHOTOGRAPHS
CORRECTIVE ACTION REQUIRED

SCALE
AS SHOWN

DRAWING NO.
A15P-E-507

SHEET NO.
M1269-170

CONTRACT NO.
FQ15090

C:\w\working\gfp\washington\01270101\A15P0014-0P-E-507.dwg
PLOT: 12/26/2014 5:16:23 PM
PLOTTER: HP DesignJet 5000PSN



CORRECTIVE ACTION NUMBER
123

57
E-508 JBOX CORROSION
SCALE: N.T.S.



CORRECTIVE ACTION NUMBER
107

58
E-508 LIGHTING FIXTURE LAMP OUT
SCALE: N.T.S.



CORRECTIVE ACTION NUMBER
125

59
E-508 BURNT RECEPACLE
SCALE: N.T.S.



CORRECTIVE ACTION NUMBER
123

60
E-508 CORRODED CONDUIT STRAPS
SCALE: N.T.S.



CORRECTIVE ACTION NUMBER
100

61
E-508 LIGHTING FIXTURE LAMPS OUT
SCALE: N.T.S.



CORRECTIVE ACTION NUMBER
122

62
E-508 JBOX OPEN COVER
SCALE: N.T.S.



CORRECTIVE ACTION NUMBER
109

63
E-508 MATERIAL AND DEBRIS
SCALE: N.T.S.



CORRECTIVE ACTION NUMBER
144


64
E-508 DAMAGED LIGHT POLE
SCALE: N.T.S.

SHEET NOTES
SEE G-100 SERIES SHEETS FOR DEFICIENCY &
CONSTRUCTION NOTES - CORRECTIVE ACTION.

DESIGNED			DRAWN			CHECKED			APPROVED		
BEB			BEB			BEB			MR		
12/26/14			12/26/14			12/26/14			12/26/14		
DATE			DATE			DATE			DATE		

NUMBER		DESCRIPTION	

DATE		BY		DESCRIPTION	



WASHINGTON METROPOLITAN AREA TRANSIT AUTHORITY

OFFICE OF CHIEF, INFRASTRUCTURE SERVICES DEPARTMENT
OF TRANSIT INFRASTRUCTURE AND ENGINEERING SERVICES

APPROVED
CHIEF ENGINEER

DATE

GFP A Gannett Fleming/Parsons
JOINT VENTURE

SUBMITTED
PROJECT MANAGER

DATE

REHABILITATION OF WMATA PARKING FACILITIES
ELECTRICAL—SHADY GROVE NORTH
DEFICIENCY PHOTOGRAPHS
CORRECTIVE ACTION REQUIRED

SCALE
AS SHOWN

DRAWING NO.
A15P-E-508

SHEET NO.
M1269-171

CONTRACT NO.
FQ15090

C:\w\working\gfp\washington\01270101\A15P001.dwg
PLOT: 12/26/2014 5:16:43 PM
PLOTTER: HP DesignJet 5000
PLOT SCALE: 1:1



CORRECTIVE ACTION NUMBER
125

65
E-509
DAMAGED RECEPTACLE
SCALE: N.T.S.



CORRECTIVE ACTION NUMBER
121

66
E-509
CONDUITS DAMAGED
SCALE: N.T.S.



CORRECTIVE ACTION NUMBER
100, 104, & 107

67
E-509
LIGHTING FIXTURE LAMP OUT
SCALE: N.T.S.



CORRECTIVE ACTION NUMBER
123

68
E-509
CORRODED CONDUIT STRAPS
SCALE: N.T.S.



CORRECTIVE ACTION NUMBER
122

69
E-509
JBOX COVER MISSING
SCALE: N.T.S.



CORRECTIVE ACTION NUMBER
100, 104, & 107

70
E-509
LIGHTING FIXTURE LAMP OUT
SCALE: N.T.S.



CORRECTIVE ACTION NUMBER
123

71
E-509
CORRODED CONDUIT STRAPS
SCALE: N.T.S.




CORRECTIVE ACTION NUMBER
100

72
E-509
LIGHTING FIXTURE LAMP OUT
SCALE: N.T.S.

SHEET NOTES
SEE G-100 SERIES SHEETS FOR DEFICIENCY &
CONSTRUCTION NOTES - CORRECTIVE ACTION.

DESIGNED			DRAWN			CHECKED			APPROVED		
BEB			BEB			BEB			MR		
12/26/14			12/26/14			12/26/14			12/26/14		
DATE			DATE			DATE			DATE		

REFERENCE DRAWINGS		REVISIONS		
NUMBER	DESCRIPTION	DATE	BY	DESCRIPTION



WASHINGTON METROPOLITAN AREA TRANSIT AUTHORITY

OFFICE OF CHIEF, INFRASTRUCTURE SERVICES DEPARTMENT
OF TRANSIT INFRASTRUCTURE AND ENGINEERING SERVICES

APPROVED
CHIEF ENGINEER

DATE

GFP A Gannett Fleming/Parsons
JOINT VENTURE

SUBMITTED
PROJECT MANAGER

DATE

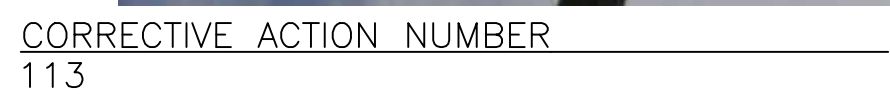
REHABILITATION OF WMATA PARKING FACILITIES
ELECTRICAL-SHADY GROVE NORTH
DEFICIENCY PHOTOGRAPHS
CORRECTIVE ACTION REQUIRED

SCALE
AS SHOWN

DRAWING NO.
A15P-E-509

SHEET NO.
M1269-172

CONTRACT NO.
FQ15090



73
E-510

CONTRACT NO.
FQ15090

PROFESSIONAL CERTIFICATION (HEREBY CERTIFY THAT THESE DOCUMENTS WERE PREPARED OR APPROVED BY ME, AND THAT I AM A duly LICENSED PROFESSIONAL ENGINEER UNDER THE LAWS OF THE STATE OF MARYLAND LICENSE NO. 40528 EXPIRATION DATE 06/30/2010)

STATE OF MARYLAND
MONTE A. RICHARDS
Monte A. Richards
No. 25906
PROFESSIONAL ENGINEER

c:\pw_working\ptgwise\blepw00270\id143050\A15P-E-510.dwg
 SAVED 12/18/2014 4:56:44 PM by BRUCE BENO
 PLOTTED 12/18/2014 5:17:22 PM

REPAIR WORK ITEMS:

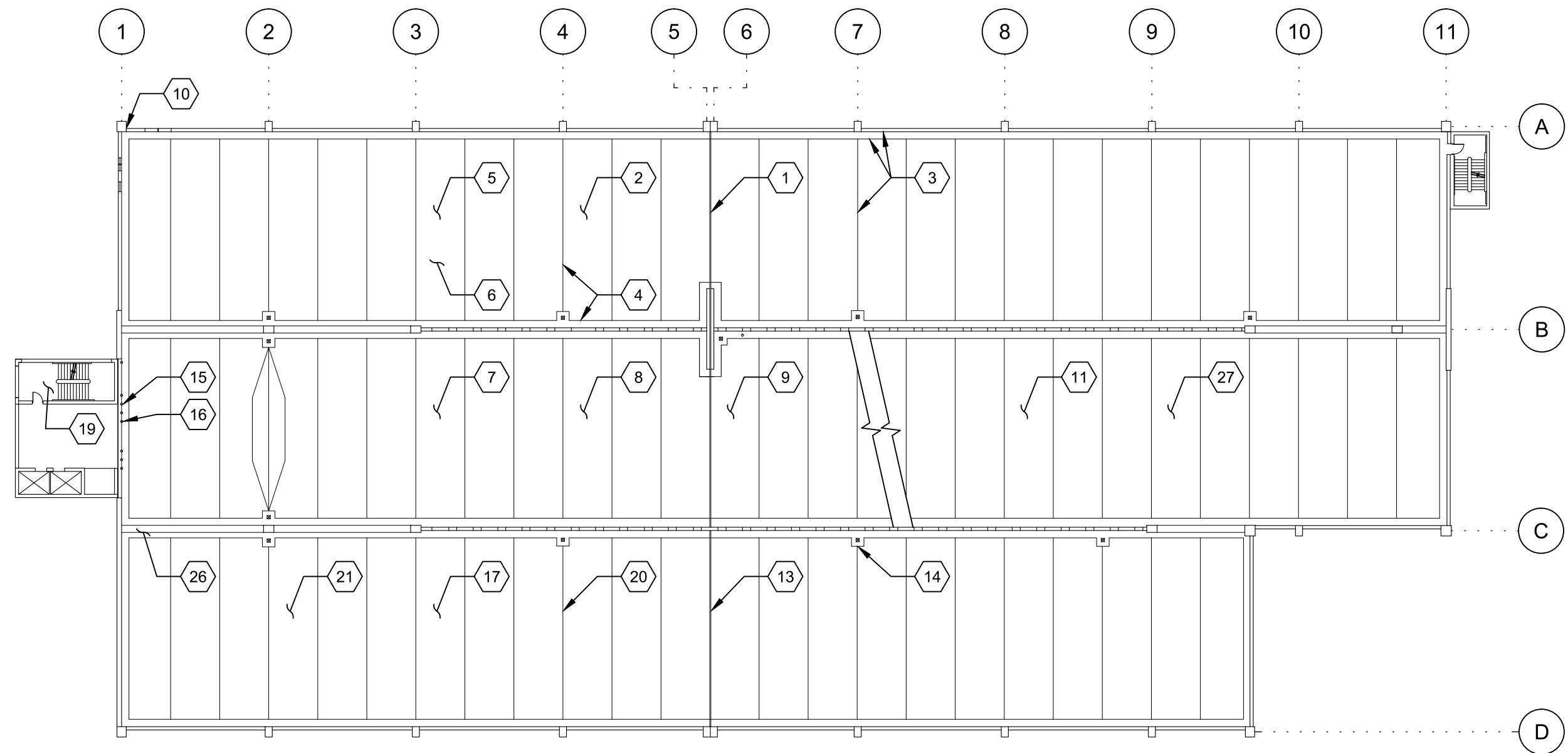
- 1
- REMOVAL OF EXISTING STRUCTURAL DECK AND WALL EXPANSION JOINTS, CONCRETE REPAIR AT JOINTS, JOINT PREPARATION AND INSTALLATION OF NEW EXPANSION JOINTS SYSTEMS AS PER DET. 4/S-501 AND DET. 3/S-502 (APPROX. 290 LF).
- 2
- SURFACE PREPARATION AND APPLICATION OF URETHANE TRAFFIC BEARING TOPPING AT ROOF LEVEL, STAIRWELLS, ELEVATOR LANDINGS, AND ABOVE OFFICE ROOMS. CONCRETE PREPARATION OF SHARP EDGES AND UNEVEN JOINTS BY METHOD OF GRINDING AS PER SHEET S-522 (APPROX. 110,100 SF).
- 3
- REMOVAL OF EXISTING SEALANTS AT JOINTS BETWEEN DOUBLE TEE BEAM FLANGES, INTERFACE OF DOUBLE TEE BEAM FLANGES AND INVERTED TEE GIRDER, BASE OF COLUMNS, WALLS, REPAIR OF CONCRETE AT JOINTS, JOINT PREPARATION AND INSTALLATION OF NEW JOINT SEALANT AS PER DET. 1/S-503 AND DET. 3/S-503 (APPROX. 33,050 LF).
- 4
- SMOOTH GRINDING OF CONCRETE AT UNEVEN JOINTS AT DOUBLE TEE BEAM FLANGES AND AT INVERTED TEE BEAMS AS PER DET. 1/S-504 AND DET. 3/S-504 (APPROX. 1750 LF).
- 5
- REPAIR OF CONCRETE CRACKS BY METHOD OF EPOXY INJECTION AT TOPSIDE OF STRUCTURAL CONCRETE DECKS, SIDEWALK & ROADWAY, AND WALLS AS PER DET. 4/S-507 AND DET. 1/S-508.
- 6
- REPAIR OF CONCRETE DYNAMIC CRACKS BY METHOD OF ROUTING AND APPLICATION OF BACKER ROD AND SEALANT AS PER DET. 3/S-507.
- 7
- REMOVAL AND REPLACEMENT OF DETERIORATED AND SOUND CONCRETE AT STRUCTURAL SLABS, WALLS, BEAM, COLUMNS, PARAPET WALLS, CURBS AND SLAB ON GRADE AS INDICATED IN THE CONTRACT DRAWINGS AND AS DIRECTED BY QUALITY CONTROL ENGINEER OR A.R. AS PER DETAILS 3/S-505, 1/S-509, 3/S-509, 4/S-509.
- 8
- REMOVAL OF LOOSE OR DETERIORATED CONCRETE AND CLEANING AND PRIMING OF EXISTING EXPOSED REINFORCING STEEL IN STRUCTURAL CONCRETE ELEMENTS AT UNDERSIDE SURFACES OF STRUCTURAL DECKS AS PER DET. 1/S-510 AND DET. 3/S-510.
- 9
- CLEANING AND PRIMING OF EXISTING EXPOSED REINFORCING STEEL IN STRUCTURAL CONCRETE ELEMENTS AT UNDERSIDE SURFACES OF STRUCTURAL DECKS.
- 10
- REMOVAL AND REPLACEMENT OF EXISTING VERTICAL CAULKING AS PER DET. 1/S-506.
- 11
- REPAIR OF CONCRETE THROUGH CRACKS BY EPOXY INJECTION AS PER DET. 3/S-506.

- 12
- REPLACEMENT OF FLEXIBLE TRAFFIC DELINEATORS IN-KIND AS PER DET. 5/S-519.
- 13
- REPLACEMENT OF BEARING PADS AT SUPPORT BRACKET ANGLES AT EXPANSION JOINT AS PER DET. 3/S-515.
- 14
- REPLACEMENT OF BEARING PADS AT DOUBLE TEE BEARING.
- 15
- REPLACEMENT OF STEEL PIPE BOLLARD IN-KIND AS PER DET. 2/S-519.
- 16
- REPLACEMENT OF PIPE BOLLARD ANCHOR BOLTS AS PER DET. 1/S-519.
- 17
- REMOVAL, CLEANING, SAND BLASTING OF EXISTING CROSS WALK STRIPING, ADA ACCESS RAMPS AND TRAFFIC CONTROL STRIPING AND MARKINGS, & PREPARATION AND INSTALLATION OF NEW CROSS WALK STRIPING, ADA ACCESS RAMPS, AND TRAFFIC CONTROL STRIPING AS INDICATED IN THE CONTRACT DRAWINGS OR DIRECTED BY THE A.R. (APPROX. 419,000 SF FLOOR AREA).
- 18
- CONCRETE REPAIR AT LIFTING POINTS AS PER DET. 1 & 2/S-511.
- 19
- REPAIR OF CONCRETE SPALLS AT CONNECTION PLATE OR STAIR BEAM JOINT AS PER DET. 1/S-520 AND DET. 2/S-520.
- 20
- REPAIR OF UNDERSIDE CONCRETE SPALLS AT CONNECTION PLATE 3/S-514.
- 21
- POWERWASH SEEPAGE AREAS AT UNDERSIDE, AS PER SPECIFICATIONS.
- 22
- REPLACEMENT OF DAMAGED SIGN IN-KIND.
- 23
- REPLACEMENT OF SIGN ANCHOR BOLTS.
- 24
- REPLACEMENT OF STORM DRAIN COVER, AS PER DET. 1/S-517.
- 25
- REPAIR OF CRACK ON CMU WALL AS PER DET. 3/S-518.
- 26
- REMOVAL OF LOOSE/DETACHED JOINT BACKER ROD (APPROX. 100 LOC.).
- 27
- APPLICATION OF SILANE BASED PENETRATING CORROSION INHIBITOR (APPROX. 330,000 SF).

GENERAL NOTES:

1.
- CONTRACTOR SHALL VERIFY ALL DIMENSIONS PRIOR TO PRODUCING SHOP DRAWINGS, FABRICATING COMPONENTS, OR ORDERING MATERIALS. ALL SHOP DRAWINGS SHALL SHOW DIMENSIONS FIELD VERIFIED BY THE CONTRACTOR.
2.
- SYMBOLS FOR CRACKS AND AREAS OF SPALLS AND DELAMINATIONS SHOWN ARE FOR LOCATIONS ONLY. USE LENGTHS OF CRACKS AND AREAS OF SPALLS AND DELAMINATIONS SHOWN NEXT TO SYMBOLS. DO NOT SCALE OFF DRAWINGS.
3.
- FOR REPAIR LEGENDS, SYMBOLS, AND ABBREVIATIONS, SEE DWG. G-102 AND G-103

COLLEGE PARK PARKING STRUCTURE QUANTITIES			
REPAIR WORK ITEM	DESCRIPTION	QUANTITY	UNIT
1	REMOVAL AND REPLACEMENT OF EXISTING EXPANSION JOINTS	1	LS
2	APPLICATION OF URETHANE TRAFFIC BEARING TOPPING	1	LS
3	REMOVAL AND REPLACEMENT OF EXISTING JOINT SEALANTS AND CONCRETE REPAIR	1	LS
4	SMOOTH GRINDING OF CONCRETE AT UNEVEN JOINTS	1	LS
5	REPAIR OF CONCRETE CRACKS BY EPOXY INJECTION	1960	LF
6	REPAIR OF CONCRETE DYNAMIC CRACKS	45	LF
7	REPAIR OF CONCRETE SPALLS AT TOPSIDE OF DECK AND WALLS	115	SF
8	REPAIR OF CONCRETE SPALLS AT UNDERSIDE OF DECK	50	SF
9	CLEANING AND PRIMING OF EXPOSED STEEL AT UNDERSIDE OF DECK	40	SF
10	REMOVAL AND REPLACEMENT OF EXISTING VERTICAL CAULKING	180	LF
11	REPAIR OF CONCRETE THROUGH CRACKS BY EPOXY INJECTION	20	LF
12	REPLACEMENT OF FLEXIBLE TRAFFIC DELINEATORS	4	LOC
13	REPLACEMENT OF BEARING PADS AT EXPANSION JOINT	48	LOC
14	REPLACEMENT OF BEARING PADS AT DOUBLE TEE BEAM BEARING	2	LOC
15	INSTALLATION OF STEEL PIPE BOLLARDS	4	LOC
16	REPLACEMENT OF PIPE BOLLARD ANCHOR BOLTS	20	LOC
17	CLEAN/REPAINT PARKING STRIPING AND TRAFFIC MARKINGS	1	LS
18	CONCRETE REPAIR AT LIFTING POINTS	1	LOC
19	REPAIR OF CONCRETE SPALLS AT CONNECTION PLATE OR STAIR BEAM JOINT	56	LOC
20	REPAIR OF CONCRETE SPALLS AT CONNECTION PLATE AT UNDERSIDE	5	SF
21	POWERWASH SEEPAGE AREAS AT UNDERSIDE	1400	SF
22	REPLACEMENT OF DAMAGED SIGN	1	LOC
23	REPLACEMENT OF SIGN ANCHOR BOLTS	6	LOC
24	REPLACEMENT OF STORM DRAIN COVER	1	LOC
25	REPAIR OF CRACK ON CMU WALL	5	LF
26	REMOVAL OF LOOSE/DETACHED JOINT BACKER ROD	100	LOC
27	APPLICATION OF SILANE BASED PENETRATION CORROSION INHIBITING COATING	1	LS



1
-
GENERAL PLAN
N.T.S.

NOTE: THIS DRAWING IS FOR INFORMATION ONLY. FOR A COMPLETE LISTING OF REPAIR ITEMS, SEE SPECIFICATIONS, DRAWINGS AND DETAIL PLANS.

S:\G169\WMATA\14-URRPS-01_Four Parking Garages\CADD\Sheets\02_STRUCTURAL\03_COLLEGE PARK\ERP-S-001.dwg
SAVED: WED 11/18/2015 11:01:01 AM BY: J. FERNANDEZ, CORP. J.
PLOTED 5/15/2015 12:12:28 PM

DESIGNED			REFERENCE DRAWINGS		REVISIONS		
DESIGNED	L.K.	12/26/14	NUMBER	DESCRIPTION	DATE	BY	DESCRIPTION
DRAWN	M.Z.	12/26/14					
CHECKED	A.I.A.	12/26/14					
APPROVED	J.D.P.	12/26/14					



WASHINGTON METROPOLITAN AREA TRANSIT AUTHORITY

OFFICE OF CHIEF, INFRASTRUCTURE SERVICES DEPARTMENT
OF TRANSIT INFRASTRUCTURE AND ENGINEERING SERVICES



APPROVED
CHIEF ENGINEER

SUBMITTED
PROJECT MANAGER

REHABILITATION OF WMATA PARKING FACILITIES
STRUCTURAL-COLLEGE PARK

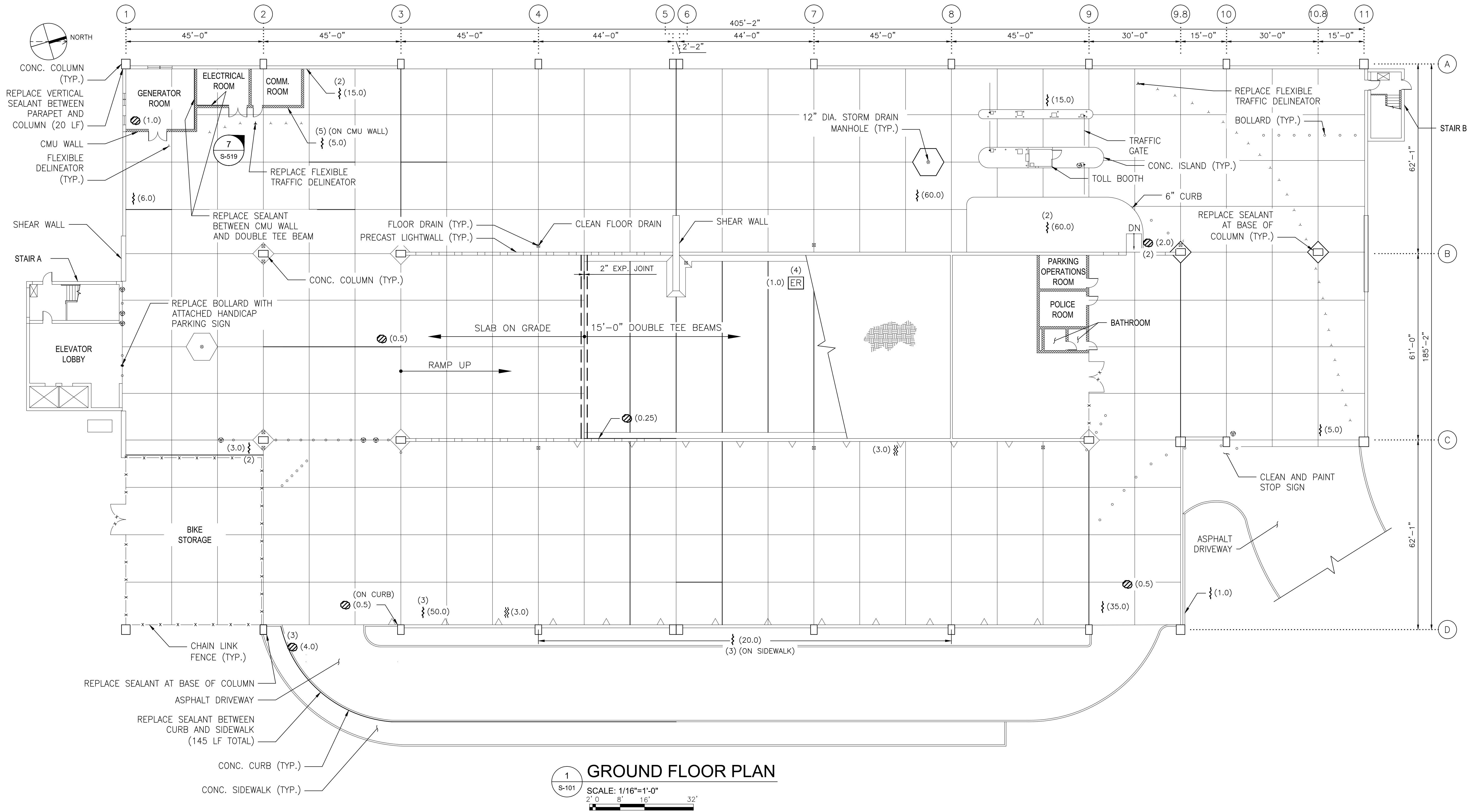
CONSTRUCTION NOTES

SCALE
AS SHOWN

DRAWING NO.
E09P-S-001

SHEET NO.
M1269-174

CONTRACT NO.
FQ15090




NOTE:

1. FOR ALL REPAIR DETAILS, SEE COLLEGE PARK GARAGE CONSTRUCTION NOTES ON DWG. E09P-S-001.

DESIGNED	L.K.	12/26/14
		DATE
DRAWN	M.Z.	12/26/14
		DATE
CHECKED	A.I.A.	12/26/14
		DATE
APPROVED	J.D.P.	12/26/14
		DATE

REFERENCE DRAWINGS	
NUMBER	DESCRIPTION

REVISIONS		
DATE	BY	DESCRIPTION



WASHINGTON METROPOLITAN AREA TRANSIT AUTHORITY

OFFICE OF CHIEF, INFRASTRUCTURE SERVICES DEPARTMENT
OF TRANSIT INFRASTRUCTURE AND ENGINEERING SERVICES

GFP A Gannett Fleming / Parsons
JOINT VENTURE

APPROVED _____ DATE _____
CHIEF ENGINEER

SUBMITTED _____ DATE _____
PROJECT MANAGER

REHABILITATION OF WMATA PARKING FACILITIES
STRUCTURAL-COLLEGE PARK

GROUND FLOOR PLAN

SCALE AS SHOWN

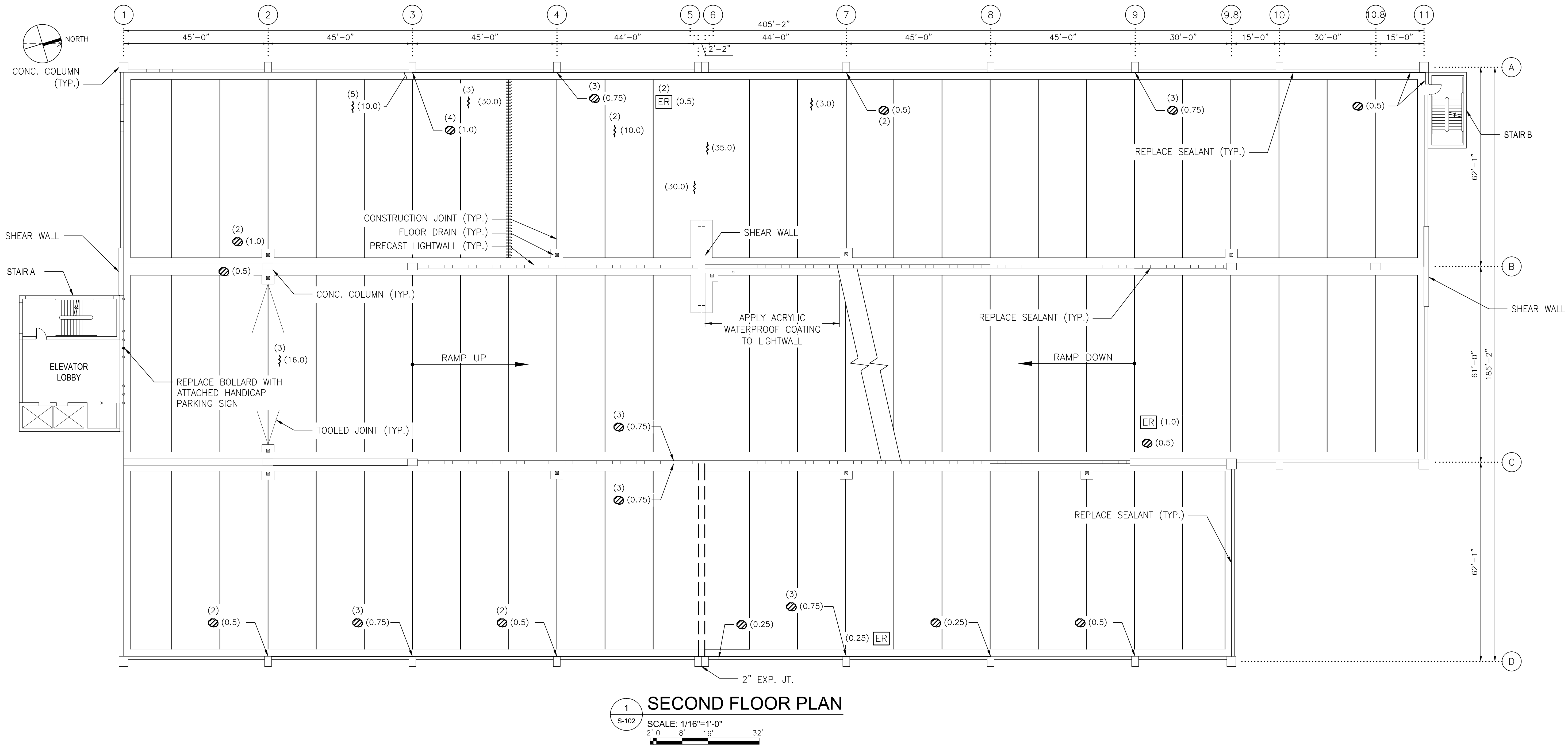
DRAWING NO. E09P-S-101

SHEET NO. M1269-175

CONTRACT NO. FQ15090

S:\E09P\WMATA\SUBP01_Four Parking Garages\CADD\Sheets\02_STRUCTURAL\03_COLLEGE PARK\E09P-S-101.dwg
SAVED: 12/26/14 3:13 PM BY: J. D. P. / J. FERNANDEZ, CORP. J.
PLOT: 5/15/2015 12:12:38 PM

S:\0249\WMATA\A-11\000001_01_Flooring Garage\CAD\Drawings\02_STRUCTURAL\03_COLLEGE PARK\E09P-S-102.dwg
SAVED: 12/26/14 3:11 PM BY: J. FERNANDEZ, CORP. J.
PLOTTED: 5/15/2015 12:12:48 PM



NOTE:

1. FOR ALL REPAIR DETAILS, SEE COLLEGE PARK GARAGE CONSTRUCTION NOTES ON DWG. E09P-S-001.

DESIGNED	L.K.	12/26/14
		DATE
DRAWN	M.Z.	12/26/14
		DATE
CHECKED	A.I.A.	12/26/14
		DATE
APPROVED	J.D.P.	12/26/14
		DATE

REFERENCE DRAWINGS	
NUMBER	DESCRIPTION

REVISIONS		
DATE	BY	DESCRIPTION



WASHINGTON METROPOLITAN AREA TRANSIT AUTHORITY

OFFICE OF CHIEF, INFRASTRUCTURE SERVICES DEPARTMENT
OF TRANSIT INFRASTRUCTURE AND ENGINEERING SERVICES

APPROVED _____ DATE _____
CHIEF ENGINEER

GFP A Gannett Fleming / Parsons
JOINT VENTURE

SUBMITTED _____ DATE _____
PROJECT MANAGER

**REHABILITATION OF WMATA PARKING FACILITIES
STRUCTURAL-COLLEGE PARK**

SECOND FLOOR PLAN

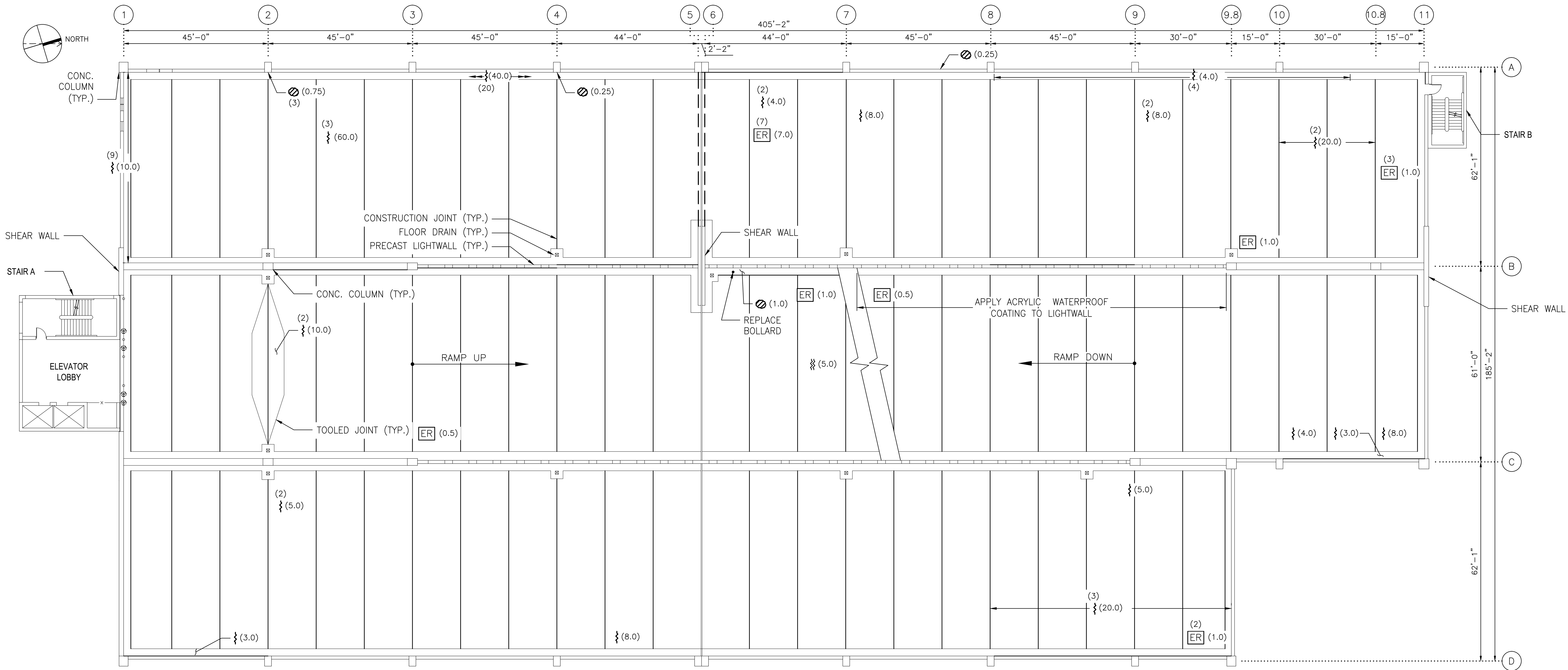
SCALE AS SHOWN

CONTRACT NO. FQ15090

DRAWING NO. E09P-S-102

SHEET NO. M1269-176

S:\0749\WMATA\A-11\000001_Four Parking Garage\CADD\Sheets\02_STRUCTURAL\03_COLLEGE PARK\E09P-S-103.dwg
SAVED: 12/26/14 3:14:59 PM BY: J. FERNANDEZ, CORP. J.
PLOTTED: 5/15/2015 12:12:55 PM



1
S-103
THIRD FLOOR PLAN
SCALE: 1/16"=1'-0"
2' 0" 8' 16' 32'

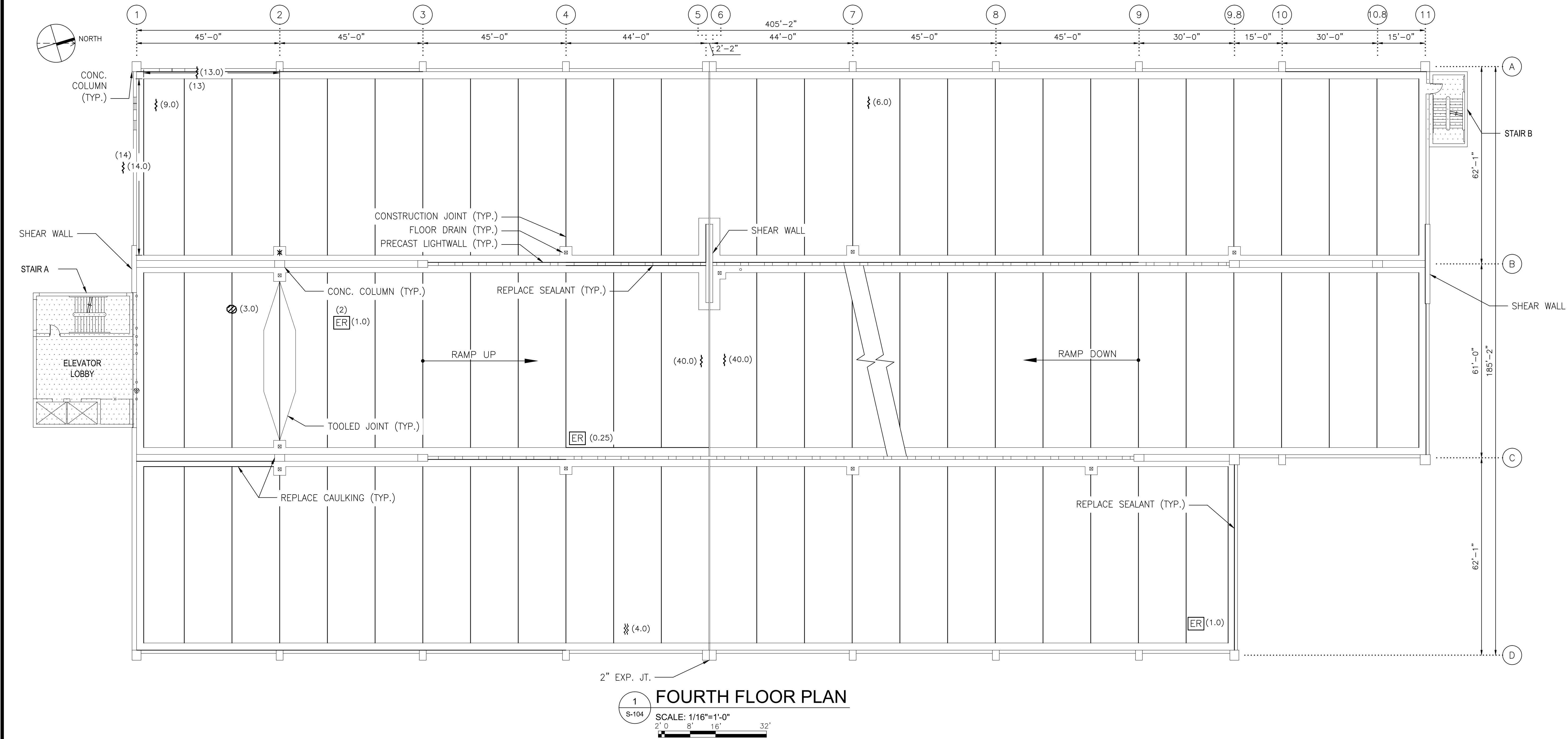
NOTE:

1. FOR ALL REPAIR DETAILS, SEE COLLEGE PARK GARAGE CONSTRUCTION NOTES ON DWG. E09P-S-001.

DESIGNED <u>L.K.</u> 12/26/14 DATE			REFERENCE DRAWINGS			REVISIONS			WASHINGTON METROPOLITAN AREA TRANSIT AUTHORITY			REHABILITATION OF WMATA PARKING FACILITIES		
DRAWN <u>M.Z.</u> 12/26/14 DATE			NUMBER			DATE			OFFICE OF CHIEF, INFRASTRUCTURE SERVICES DEPARTMENT OF TRANSIT INFRASTRUCTURE AND ENGINEERING SERVICES			STRUCTURAL-COLLEGE PARK		
CHECKED <u>A.I.A.</u> 12/26/14 DATE									GFP A Gannett Fleming / Parsons JOINT VENTURE			THIRD FLOOR PLAN		
APPROVED <u>J.D.P.</u> 12/26/14 DATE									APPROVED CHIEF ENGINEER			SUBMITTED PROJECT MANAGER		
									DATE			DATE		
												SCALE AS SHOWN		
												DRAWING NO. E09P-S-103		
												SHEET NO. M1269-177		

CONTRACT NO.
FQ15090

S:\0749\WMATA\A-11\000001_01_Four Parking Garage\CADD\Sheets\02_STRUCTURAL\03_COLLEGE PARK\E09P-S-104.dwg
SAVED: 12/26/14 3:13:59 PM BY: J. FERNANDEZ, CORP. J.
PLOTTED: 5/15/2015 12:13:05 PM



NOTE:
1. FOR ALL REPAIR DETAILS, SEE COLLEGE PARK GARAGE CONSTRUCTION NOTES ON DWG. E09P-S-001.

DESIGNED			REFERENCE DRAWINGS		REVISIONS		
NUMBER	DESCRIPTION	DATE	BY	DESCRIPTION	DATE	BY	DESCRIPTION
1							
2							
3							
4							
5							
6							
7							
8							
9							
10							
11							



WASHINGTON METROPOLITAN AREA TRANSIT AUTHORITY

OFFICE OF CHIEF, INFRASTRUCTURE SERVICES DEPARTMENT
OF TRANSIT INFRASTRUCTURE AND ENGINEERING SERVICES

APPROVED
CHIEF ENGINEER

DATE

GFP A Gannett Fleming / Parsons
JOINT VENTURE

SUBMITTED
PROJECT MANAGER

DATE

REHABILITATION OF WMATA PARKING FACILITIES
STRUCTURAL-COLLEGE PARK

FOURTH FLOOR PLAN

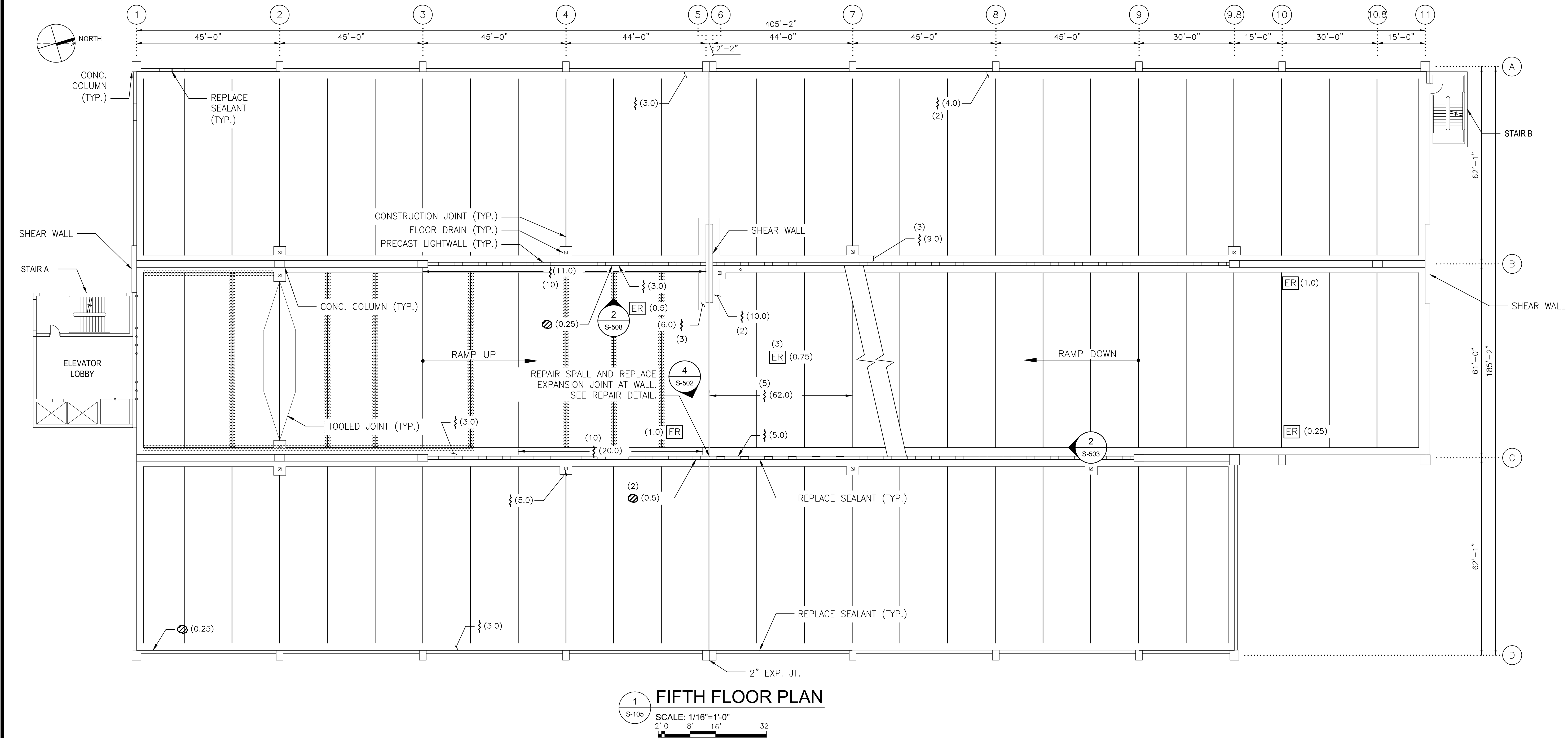
SCALE
AS SHOWN

DRAWING NO.
E09P-S-104

SHEET NO.
M1269-178

CONTRACT NO.
FQ15090

S:\0249\WMATA\A-11\000001_01_Four Parking Garage\CAD\Drawings\02_STRUCTURAL\03_COLLEGE PARK\E09P-S-105.dwg
SAVED: 12/26/14 3:12:01 PM BY: J. FERNANDEZ, CORP. J.
PLOTTED: 5/15/2015 12:13:15 PM



NOTE:

1. FOR ALL REPAIR DETAILS, SEE COLLEGE PARK GARAGE CONSTRUCTION NOTES ON DWG. E09P-S-001.

DESIGNED	L.K.	12/26/14
		DATE
DRAWN	M.Z.	12/26/14
		DATE
CHECKED	A.I.A.	12/26/14
		DATE
APPROVED	J.D.P.	12/26/14
		DATE

REFERENCE DRAWINGS	
NUMBER	DESCRIPTION

REVISIONS		
DATE	BY	DESCRIPTION



WASHINGTON METROPOLITAN AREA TRANSIT AUTHORITY

OFFICE OF CHIEF, INFRASTRUCTURE SERVICES DEPARTMENT
OF TRANSIT INFRASTRUCTURE AND ENGINEERING SERVICES

GFP A Gannett Fleming / Parsons
JOINT VENTURE

APPROVED _____ DATE _____
CHIEF ENGINEER

SUBMITTED _____ DATE _____
PROJECT MANAGER

REHABILITATION OF WMATA PARKING FACILITIES
STRUCTURAL-COLLEGE PARK

FIFTH FLOOR PLAN

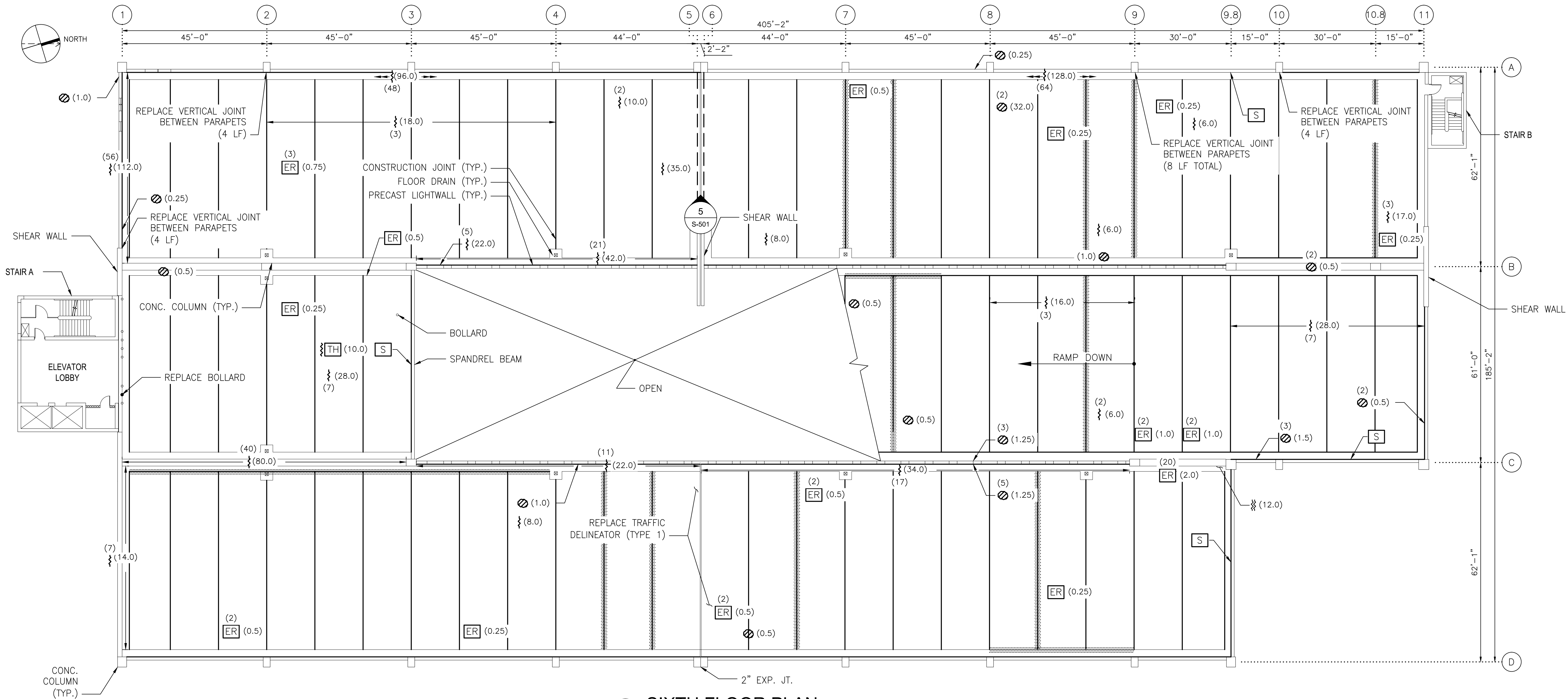
SCALE AS SHOWN

DRAWING NO. E09P-S-105

SHEET NO. M1269-179

CONTRACT NO. FQ15090

S:\2014\WMATA\14-000\04_Four Parking Garage\CADD\Sheets\02_STRUCTURAL\03_COLLEGE PARK\E09P-S-106.dwg
SAVED: 12/26/2014 3:55:11 PM BY: J. FERNANDEZ, CORP. J.
PLOTTED: 5/15/2015 12:13:28 PM




NOTE:

1. FOR ALL REPAIR DETAILS, SEE COLLEGE PARK GARAGE CONSTRUCTION NOTES ON DWG. E09P-S-001.

DESIGNED	L.K.	12/26/14
		DATE
DRAWN	M.Z.	12/26/14
		DATE
CHECKED	A.I.A.	12/26/14
		DATE
APPROVED	J.D.P.	12/26/14
		DATE

REFERENCE DRAWINGS	
NUMBER	DESCRIPTION

REVISIONS		
DATE	BY	DESCRIPTION



WASHINGTON METROPOLITAN AREA TRANSIT AUTHORITY

OFFICE OF CHIEF, INFRASTRUCTURE SERVICES DEPARTMENT
OF TRANSIT INFRASTRUCTURE AND ENGINEERING SERVICES

GFP A Gannett Fleming / Parsons
JOINT VENTURE

APPROVED _____ DATE _____
CHIEF ENGINEER

SUBMITTED _____ DATE _____
PROJECT MANAGER

**REHABILITATION OF WMATA PARKING FACILITIES
STRUCTURAL-COLLEGE PARK**

SIXTH FLOOR PLAN

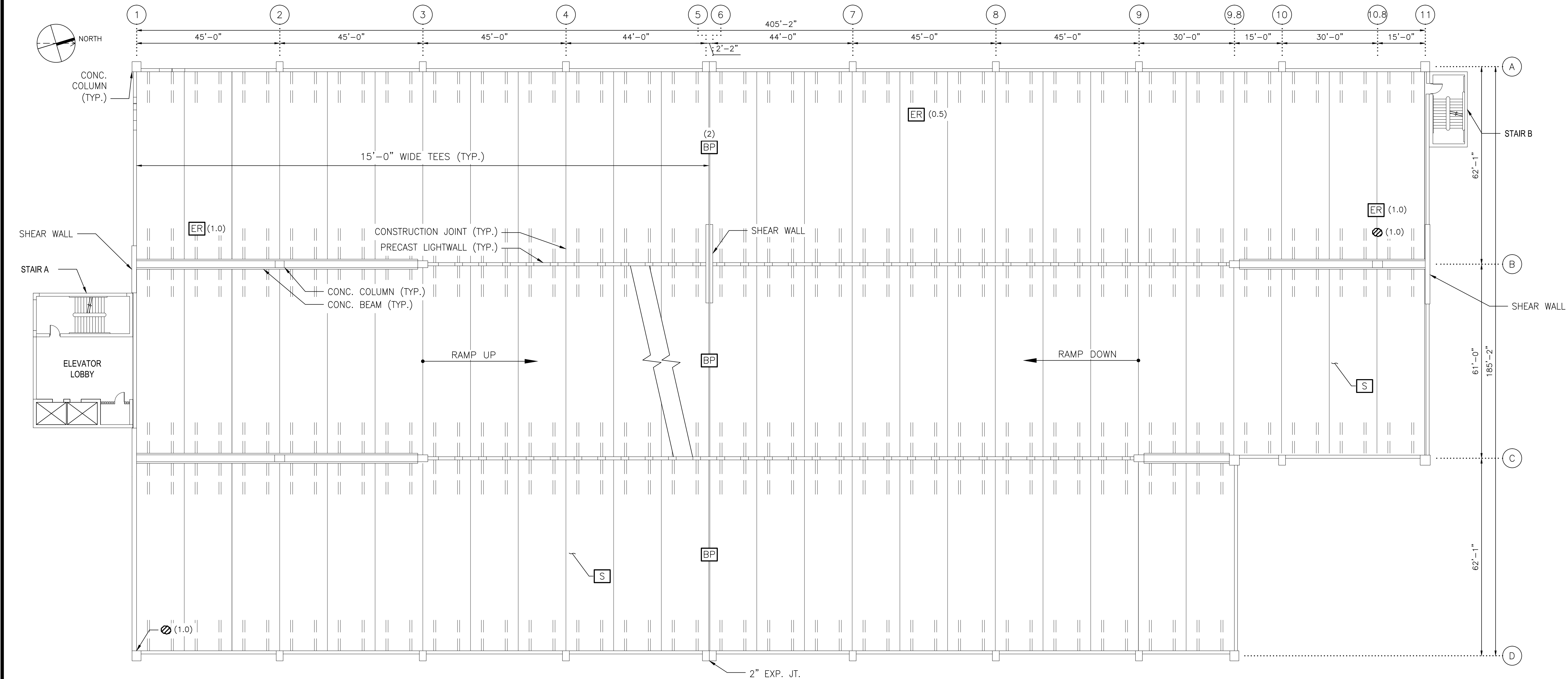
SCALE AS SHOWN

DRAWING NO. E09P-S-106

SHEET NO. M1269-180

CONTRACT NO. FQ15090

S:\0249\WMATA\SUBROG-01_Four Parking Garages\CADD\Sheets\02_STRUCTURAL\03_COLLEGE PARK\E09P-S-107.dwg
SAVED: 12/26/14 3:55:25 PM BY: J. FERNANDEZ, CORP. J.
PLOTTED: 5/15/2015 12:13:38 PM



1 SECOND FLOOR FRAMING PLAN
SCALE: 1/16"=1'-0"
2' 0" 8' 16' 32'


NOTE:

1. FOR ALL REPAIR DETAILS, SEE COLLEGE PARK GARAGE CONSTRUCTION NOTES ON DWG. E09P-S-001.

DESIGNED	L.K.	12/26/14
		DATE
DRAWN	M.Z.	12/26/14
		DATE
CHECKED	A.I.A.	12/26/14
		DATE
APPROVED	J.D.P.	12/26/14
		DATE

REFERENCE DRAWINGS	
NUMBER	DESCRIPTION

REVISIONS		
DATE	BY	DESCRIPTION



WASHINGTON METROPOLITAN AREA TRANSIT AUTHORITY

OFFICE OF CHIEF, INFRASTRUCTURE SERVICES DEPARTMENT
OF TRANSIT INFRASTRUCTURE AND ENGINEERING SERVICES

GFP A Gannett Fleming / Parsons
JOINT VENTURE

APPROVED _____ DATE _____
CHIEF ENGINEER

SUBMITTED _____ DATE _____
PROJECT MANAGER

REHABILITATION OF WMATA PARKING FACILITIES
STRUCTURAL-COLLEGE PARK

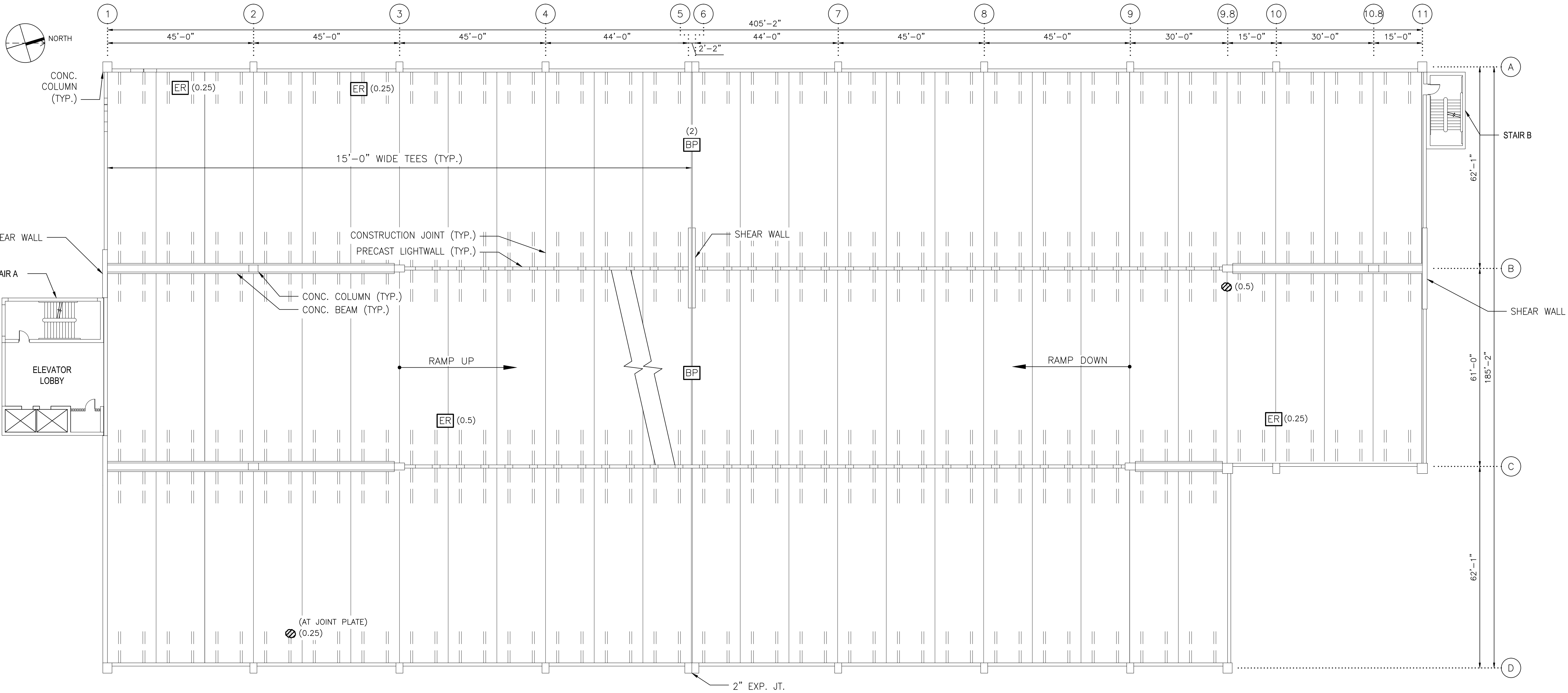
SECOND FLOOR FRAMING PLAN

SCALE AS SHOWN

DRAWING NO. E09P-S-107

SHEET NO. M1269-181

CONTRACT NO. FQ15090



1
S-109
FOURTH FLOOR FRAMING PLAN
SCALE: 1/16"=1'-0"
2' 0" 8' 16' 32'

NOTE:
1. FOR ALL REPAIR DETAILS, SEE COLLEGE PARK GARAGE CONSTRUCTION NOTES ON DWG. E09P-S-001.

S:\0249\WMATA\ASPP\041_Four Parking Garage\CADD\Sheets\02_STRUCTURAL\03_COLLEGE PARK\E09P-S-109.dwg
SAVED: 12/26/14 12:35:41 PM BY: J. FERNANDEZ, CORP. J.
PLOTTED: 5/15/2015 12:33:55 PM

DESIGNED			REFERENCE DRAWINGS		REVISIONS		
L.K.	12/26/14	DATE	NUMBER	DESCRIPTION	DATE	BY	DESCRIPTION
M.Z.	12/26/14	DATE					
A.I.A.	12/26/14	DATE					
J.D.P.	12/26/14	DATE					



WASHINGTON METROPOLITAN AREA TRANSIT AUTHORITY

OFFICE OF CHIEF, INFRASTRUCTURE SERVICES DEPARTMENT
OF TRANSIT INFRASTRUCTURE AND ENGINEERING SERVICES

APPROVED
CHIEF ENGINEER

DATE

GFP A Gannett Fleming / Parsons
JOINT VENTURE

SUBMITTED
PROJECT MANAGER

DATE

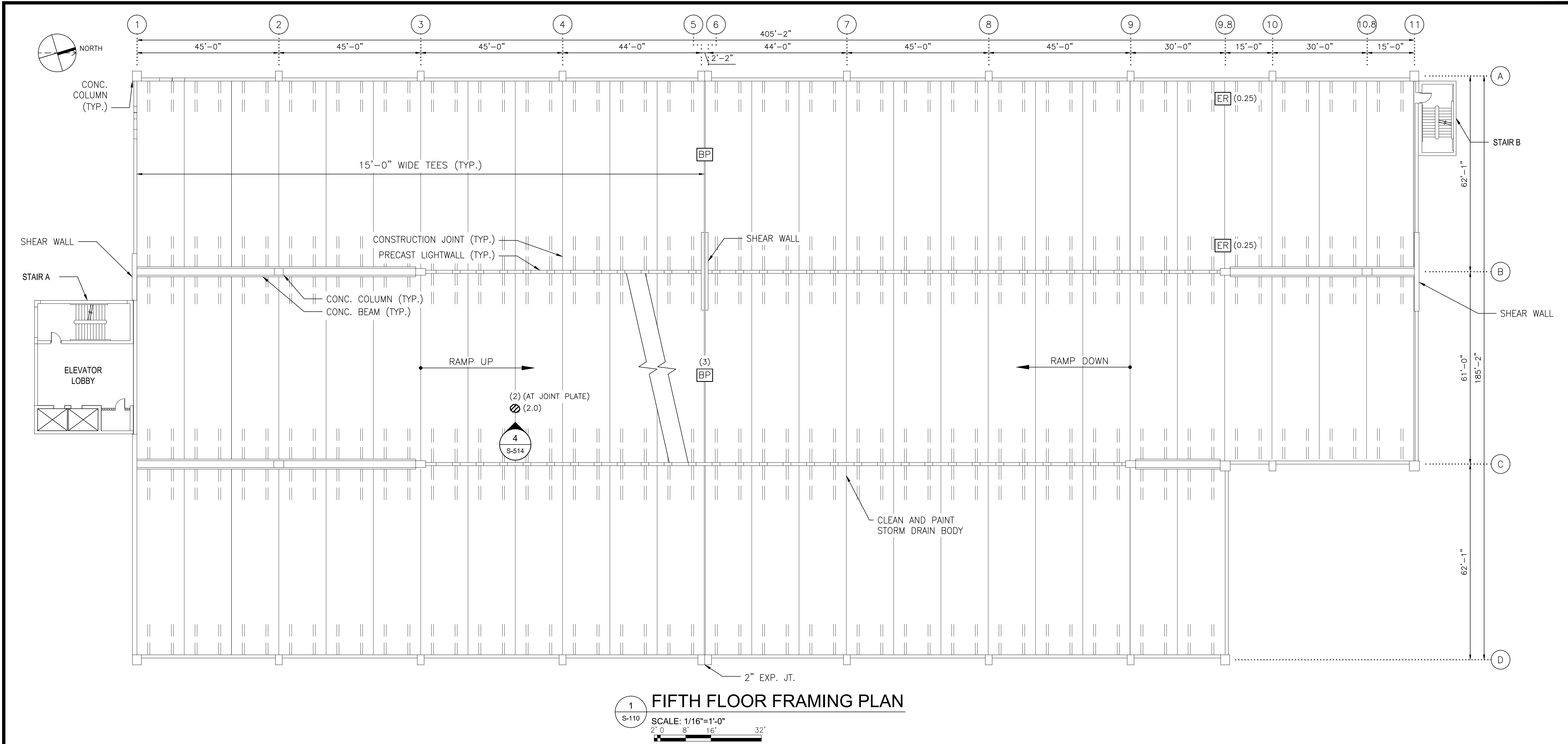
REHABILITATION OF WMATA PARKING FACILITIES
STRUCTURAL-COLLEGE PARK
FOURTH FLOOR FRAMING PLAN

SCALE
AS SHOWN

DRAWING NO.
E09P-S-109

SHEET NO.
M1269-183

CONTRACT NO.
FQ15090



1
S-110
FIFTH FLOOR FRAMING PLAN
SCALE: 1/16"=1'-0"
2' 0" 8' 16' 32'

NOTE:


1. FOR ALL REPAIR DETAILS, SEE COLLEGE PARK GARAGE CONSTRUCTION NOTES ON DWG. E09P-S-001.

S:\0249\WMATA\Subproj\01_Four Parking Garages\CADD\Sheets\02_STRUCTURAL\03_COLLEGE PARK\E09P-S-110.dwg
SAVED: 12/26/14 12:14:54 PM
PLOT: 12/26/14 12:14:54 PM
PLOTED: 5/15/2015 12:14:55 PM

DESIGNED	L.K.	12/26/14
		DATE
DRAWN	M.Z.	12/26/14
		DATE
CHECKED	A.I.A.	12/26/14
		DATE
APPROVED	J.D.P.	12/26/14
		DATE

REFERENCE DRAWINGS	
NUMBER	DESCRIPTION

REVISIONS		
DATE	BY	DESCRIPTION



WASHINGTON METROPOLITAN AREA TRANSIT AUTHORITY

OFFICE OF CHIEF, INFRASTRUCTURE SERVICES DEPARTMENT
OF TRANSIT INFRASTRUCTURE AND ENGINEERING SERVICES

GFP A Gannett Fleming/Parsons
JOINT VENTURE

APPROVED
CHIEF ENGINEER

DATE

SUBMITTED
PROJECT MANAGER

DATE

REHABILITATION OF WMATA PARKING FACILITIES
STRUCTURAL-COLLEGE PARK
FIFTH FLOOR FRAMING PLAN

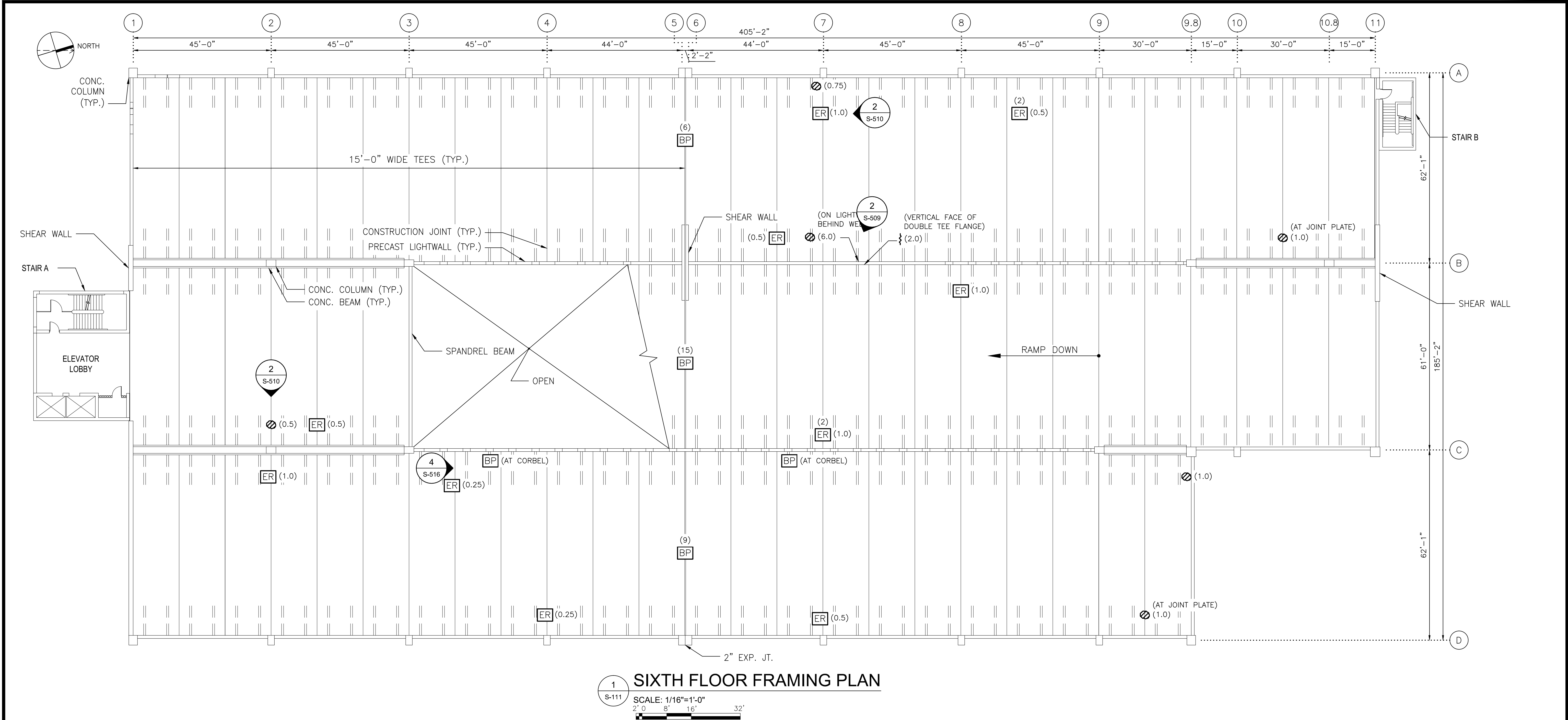
SCALE
AS SHOWN

DRAWING NO.
E09P-S-110

SHEET NO.
M1269-184



CONTRACT NO.
FQ15090

S:\0249\WMATA\SUBROG\1 Four Parking Garage\CADD\Sheets\02_STRUCTURAL\03_COLLEGE PARK\E09P-S-111.dwg
SAVED: 12/26/14 3:13 PM BY: J. FERNANDEZ, CORP. J.
PLOTED: 5/15/2015 12:44:18 PM

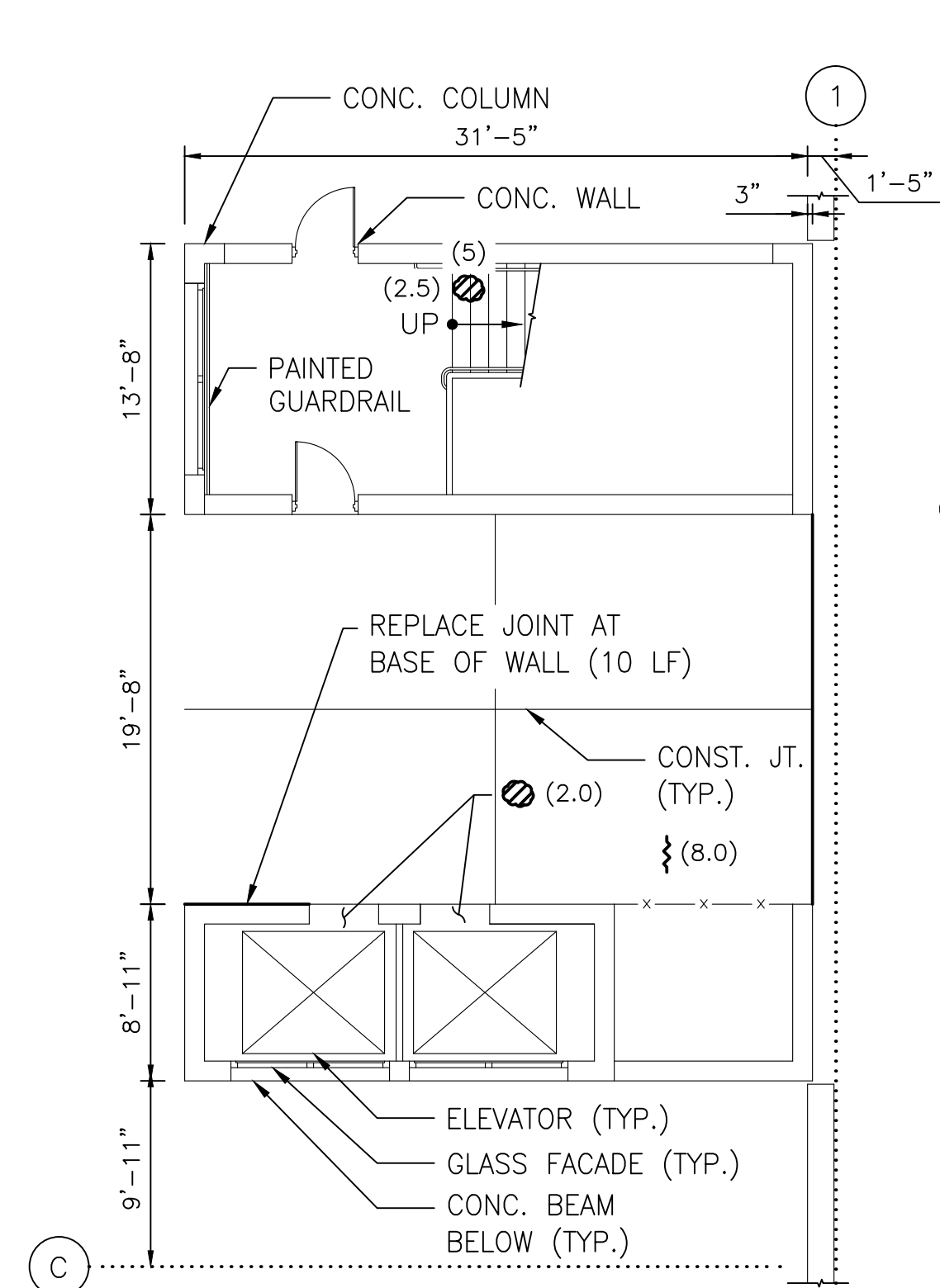


NOTE:

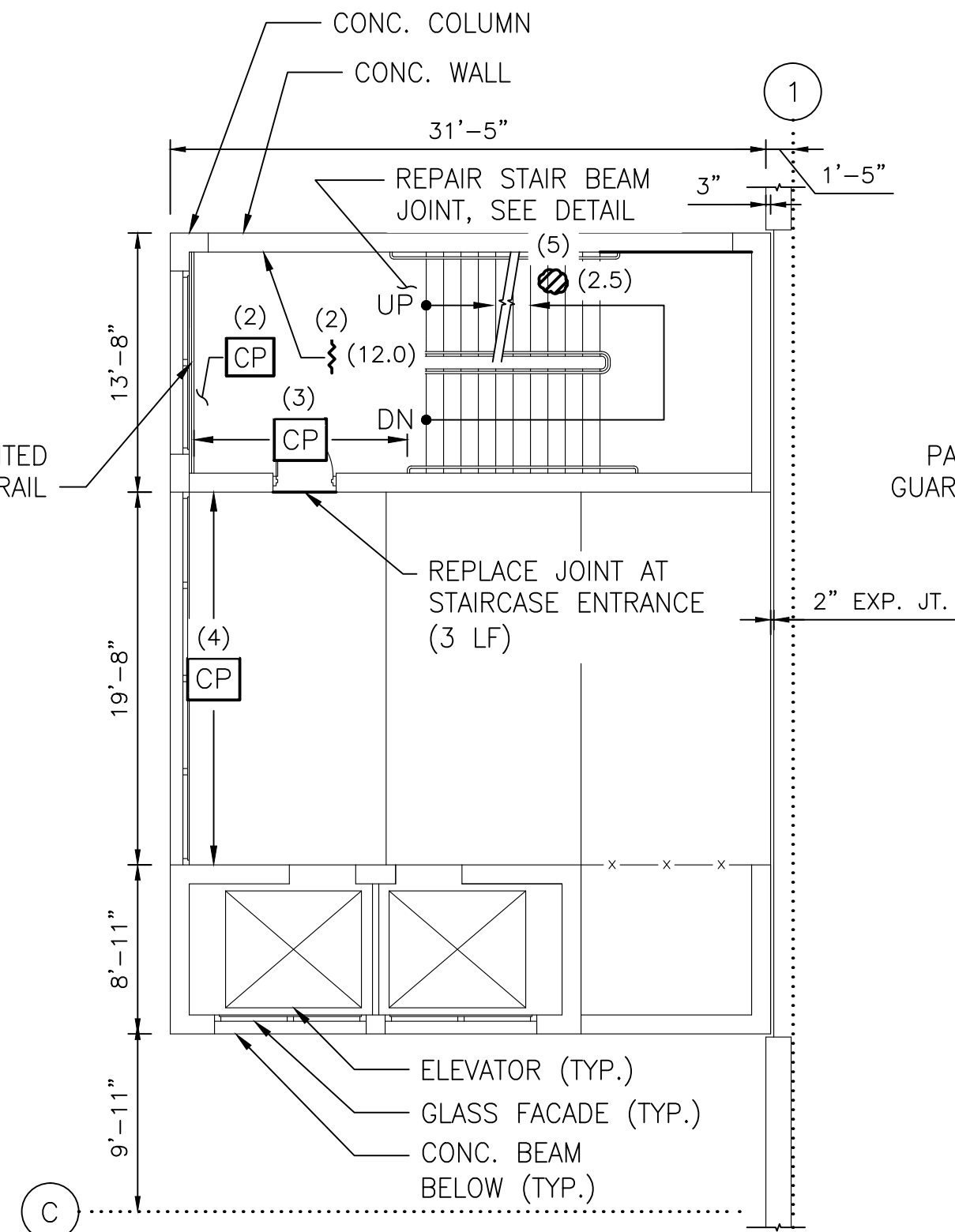
1. FOR ALL REPAIR DETAILS, SEE COLLEGE PARK GARAGE CONSTRUCTION NOTES ON DWG. E09P-S-001.

DESIGNED <u>L.K.</u> 12/26/14 DATE			REFERENCE DRAWINGS		REVISIONS			<div>CONTRACT NO. FQ15090</div> <div></div>	WASHINGTON METROPOLITAN AREA TRANSIT AUTHORITY			REHABILITATION OF WMATA PARKING FACILITIES		
DRAWN <u>M.Z.</u> 12/26/14 DATE			NUMBER	DESCRIPTION	DATE	BY	DESCRIPTION		OFFICE OF CHIEF, INFRASTRUCTURE SERVICES DEPARTMENT OF TRANSIT INFRASTRUCTURE AND ENGINEERING SERVICES		 A Gannett Fleming/Parsons JOINT VENTURE	STRUCTURAL-COLLEGE PARK		
CHECKED <u>A.I.A.</u> 12/26/14 DATE												SIXTH FLOOR FRAMING PLAN		
APPROVED <u>J.D.P.</u> 12/26/14 DATE												SCALE AS SHOWN	DRAWING NO. E09P-S-111	SHEET NO. M1269-185
									APPROVED CHIEF ENGINEER	DATE		SUBMITTED PROJECT MANAGER	DATE	

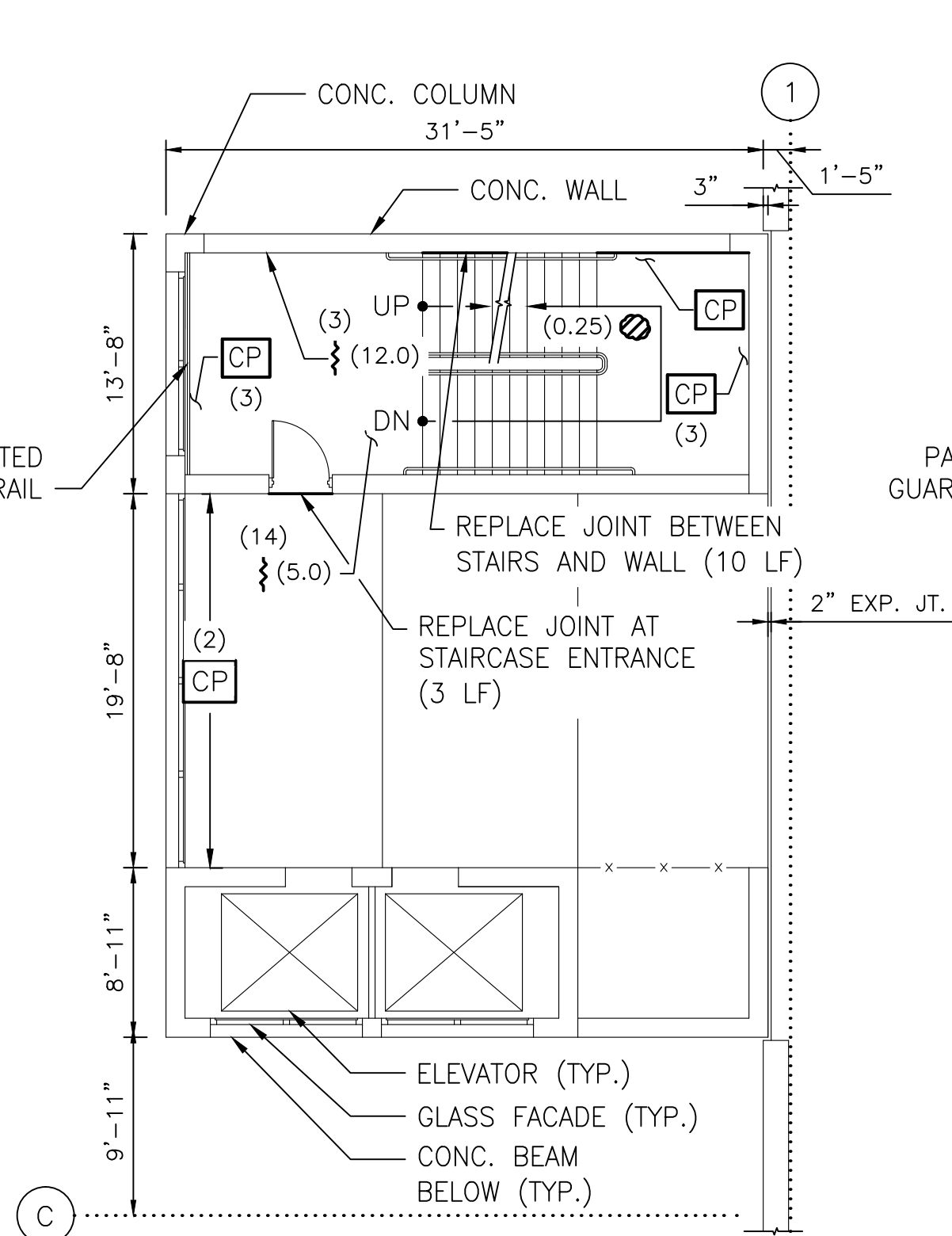
S:\02\09\WMATA\14\14000\01_Four Parking Garages\CADD\Sheet\02_STRUCTURAL\03_COLLEGE PARK\E09P-S-112.dwg
SAVED: 12/26/2014 3:15:51 PM BY: J. FERNANDEZ, CORP. J.
PLOTTED: 5/15/2015 12:14:28 PM



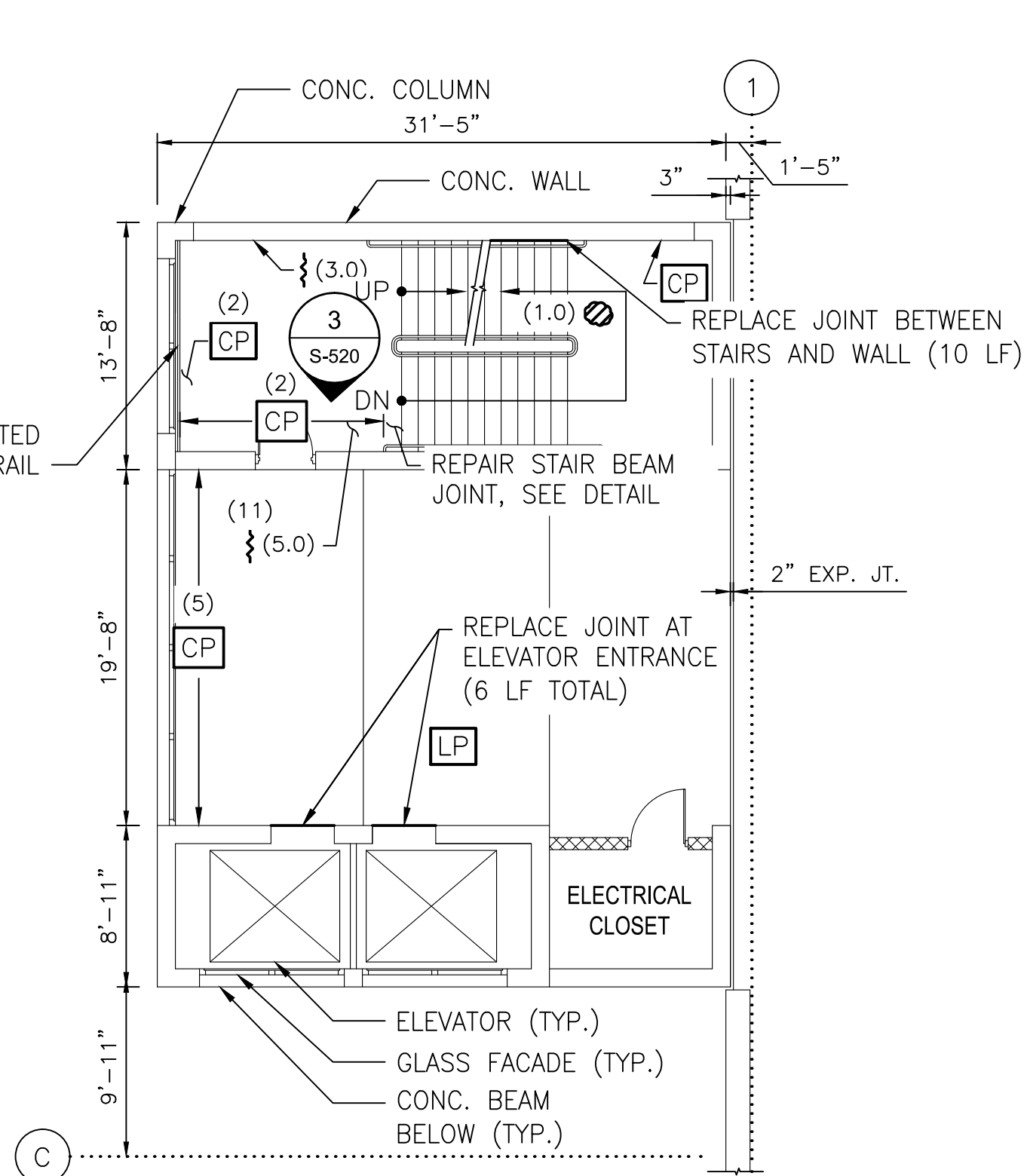
1 STAIR A - GROUND FLOOR PLAN
SCALE: 1/8"=1'-0"



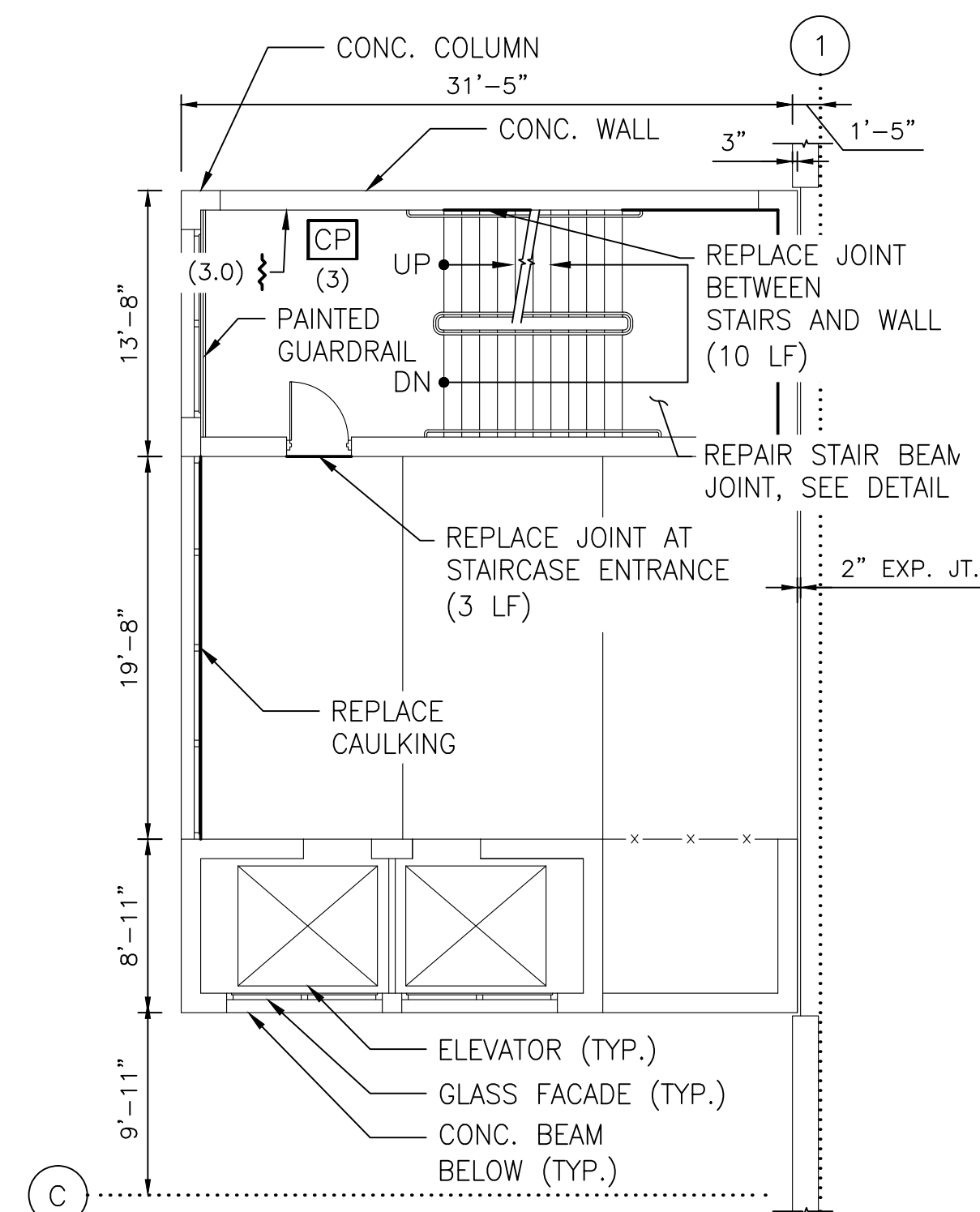
2 STAIR A - SECOND FLOOR PLAN
SCALE: 1/8"=1'-0"



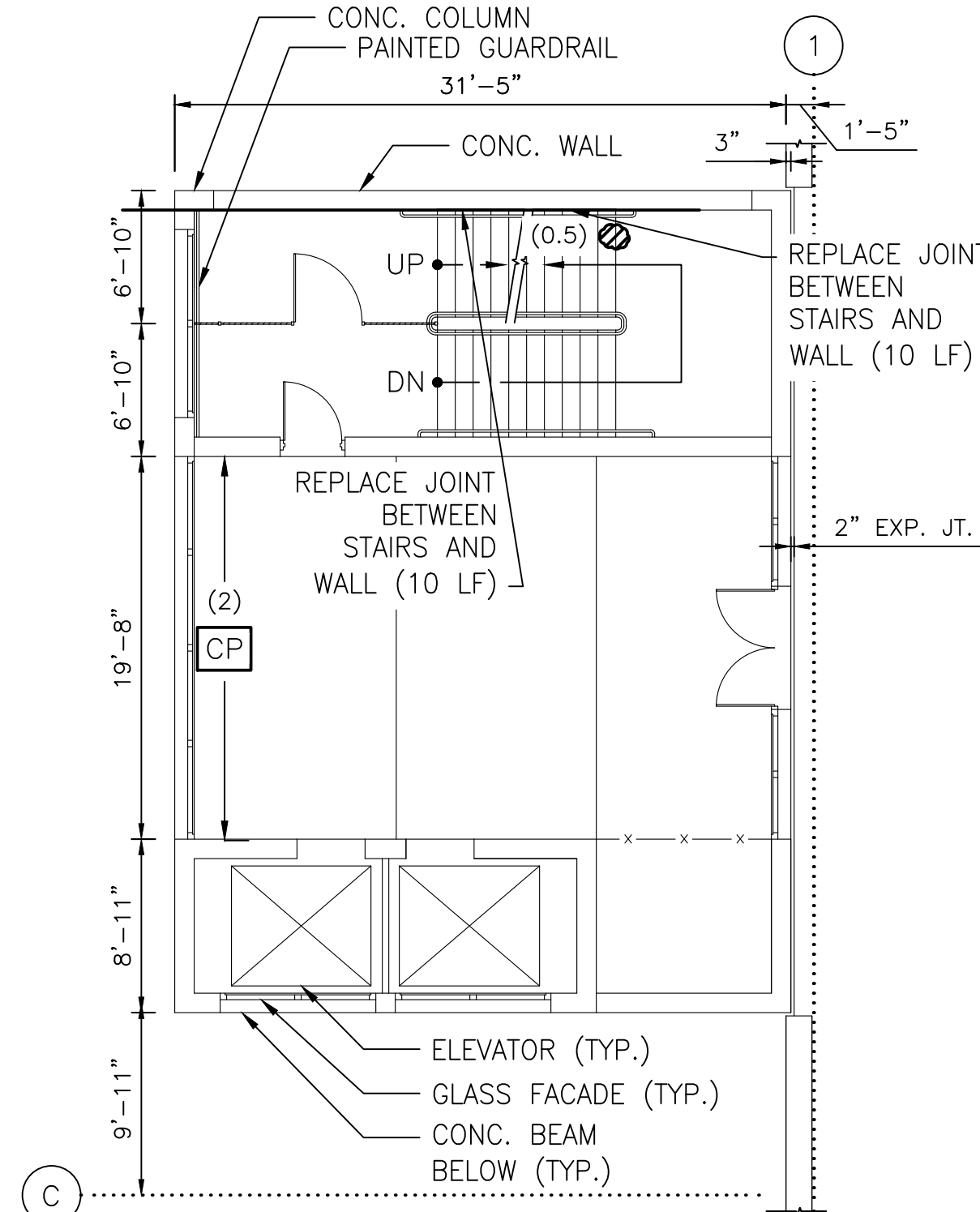
3 STAIR A - THIRD FLOOR PLAN
SCALE: 1/8"=1'-0"



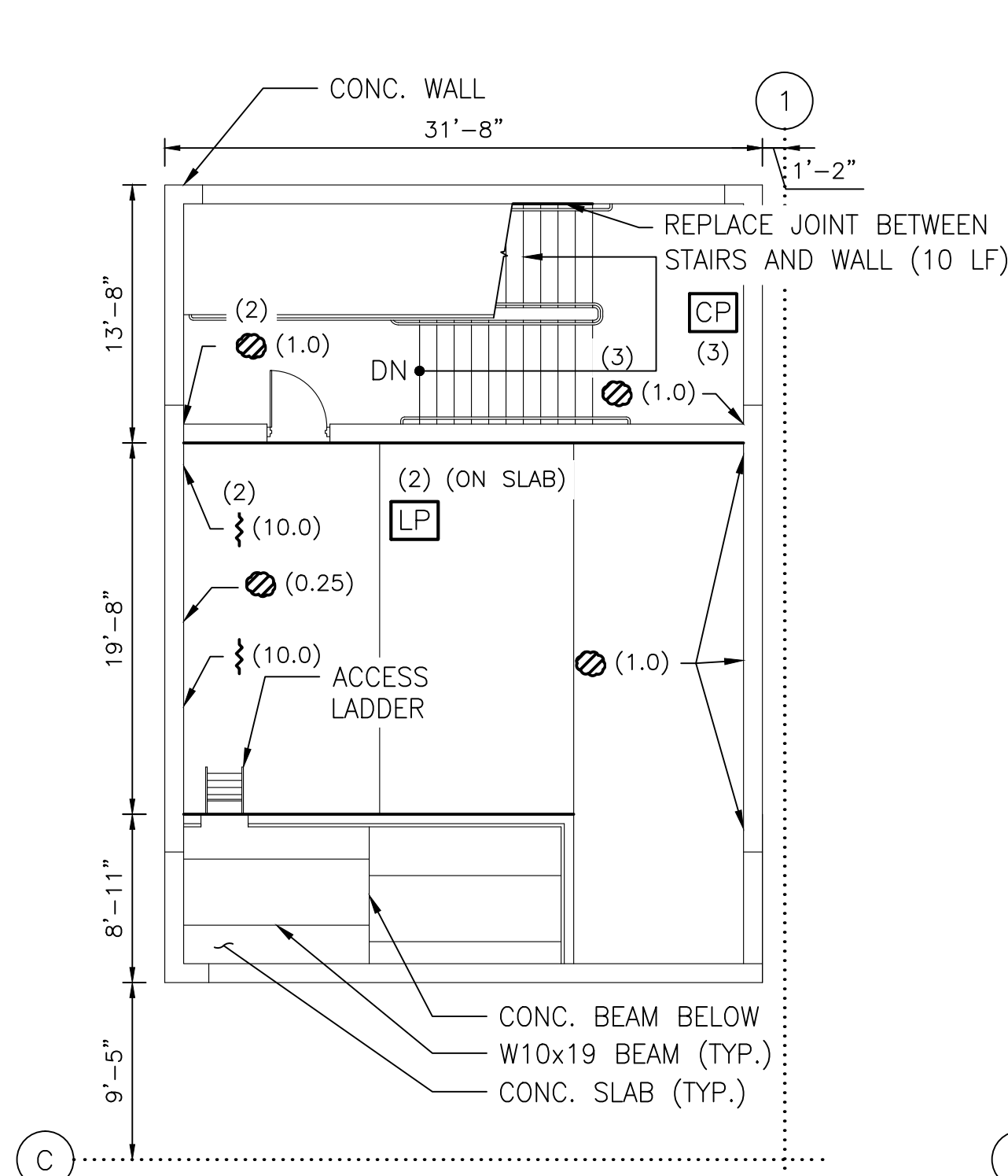
4 STAIR A - FOURTH FLOOR PLAN
SCALE: 1/8"=1'-0"



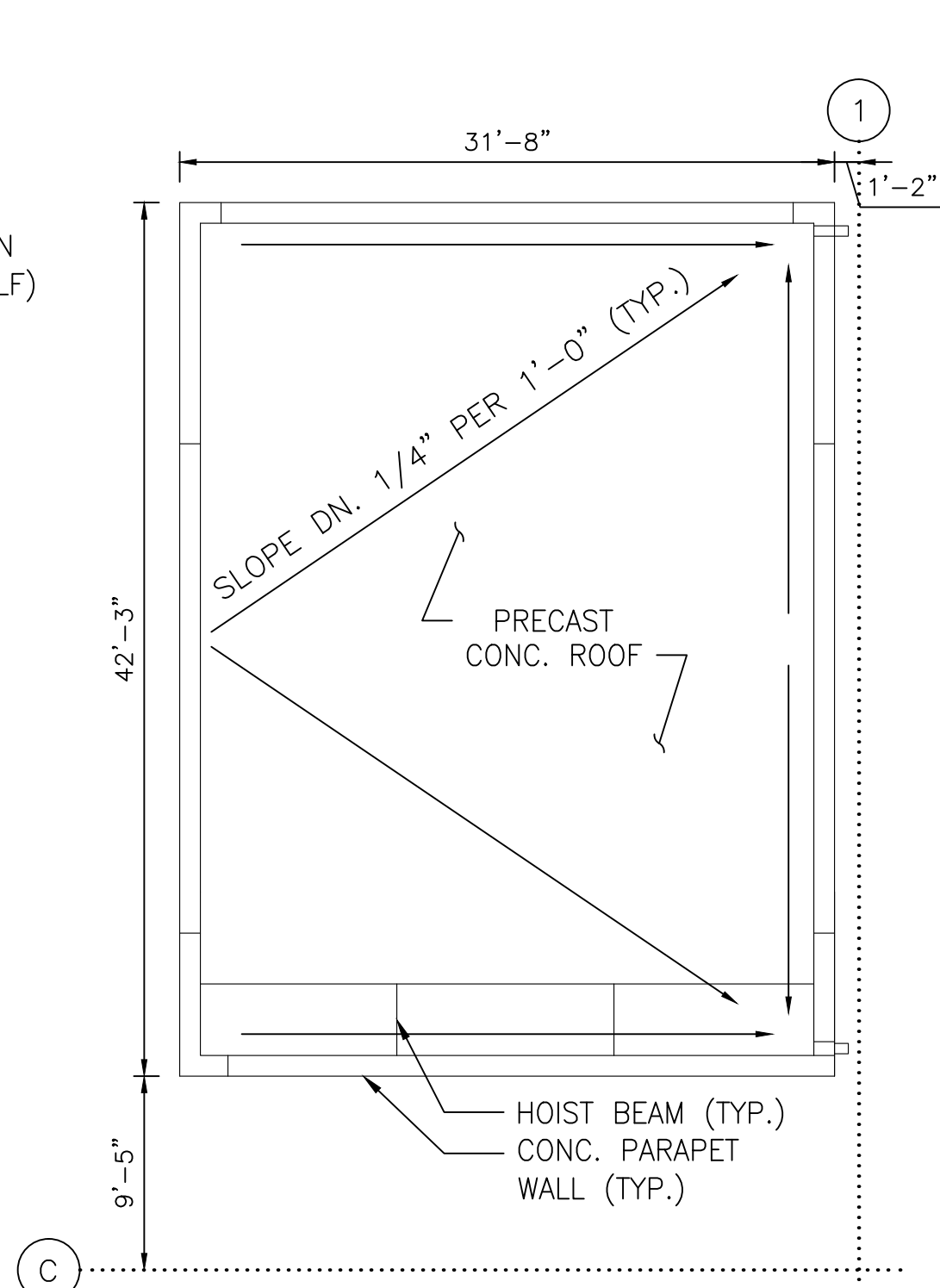
5 STAIR A - FIFTH FLOOR PLAN
SCALE: 1/8"=1'-0"



6 STAIR A - SIXTH FLOOR PLAN
SCALE: 1/8"=1'-0"

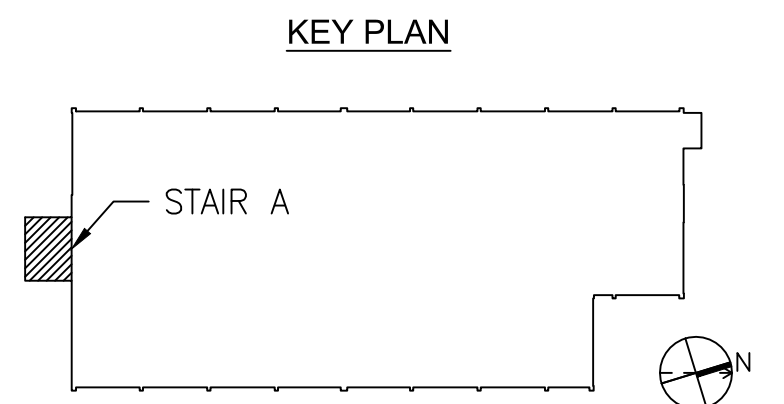


7 STAIR A - MACHINE ROOM PLAN
SCALE: 1/8"=1'-0"



8 STAIR A - HIGH ROOF PLAN
SCALE: 1/8"=1'-0"

NOTE:
1. FOR ALL REPAIR DETAILS, SEE COLLEGE PARK GARAGE CONSTRUCTION NOTES ON DWG. E09P-S-001.



SCALE: 1/8" = 1'-0"
1' 0" 4' 8' 16'

CONTRACT NO.
FQ15090

DESIGNED	L.K.	12/26/14
DRAWN	M.Z.	12/26/14
CHECKED	A.I.A.	12/26/14
APPROVED	J.D.P.	12/26/14

REFERENCE DRAWINGS	
NUMBER	DESCRIPTION

REVISIONS		
DATE	BY	DESCRIPTION



WASHINGTON METROPOLITAN AREA TRANSIT AUTHORITY
OFFICE OF CHIEF, INFRASTRUCTURE SERVICES DEPARTMENT OF TRANSIT INFRASTRUCTURE AND ENGINEERING SERVICES

GFP A Gannett Fleming/Parsons JOINT VENTURE

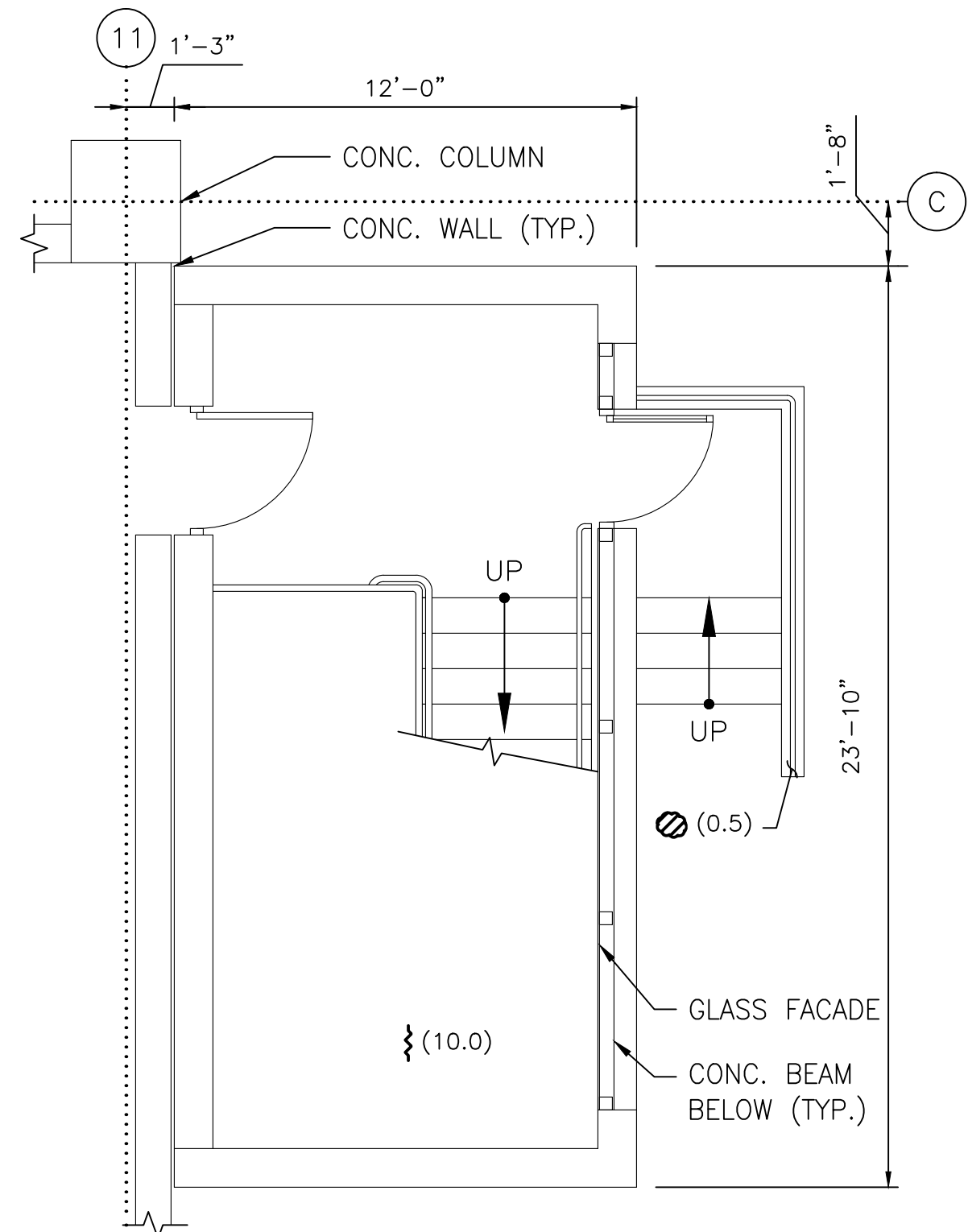
APPROVED: _____ DATE: _____
CHIEF ENGINEER

SUBMITTED: _____ DATE: _____
PROJECT MANAGER

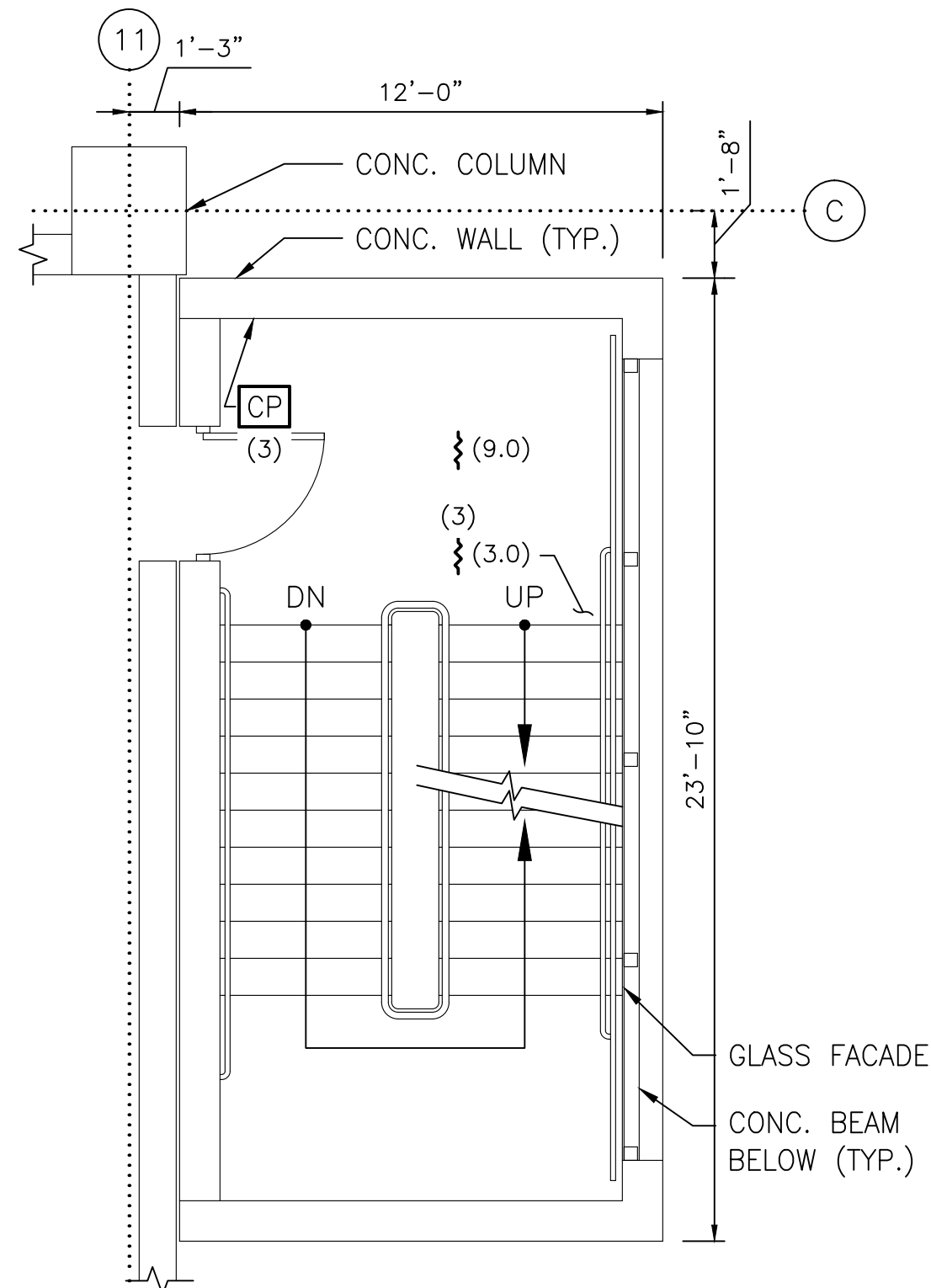
REHABILITATION OF WMATA PARKING FACILITIES
STRUCTURAL-COLLEGE PARK

STAIR A PLANS

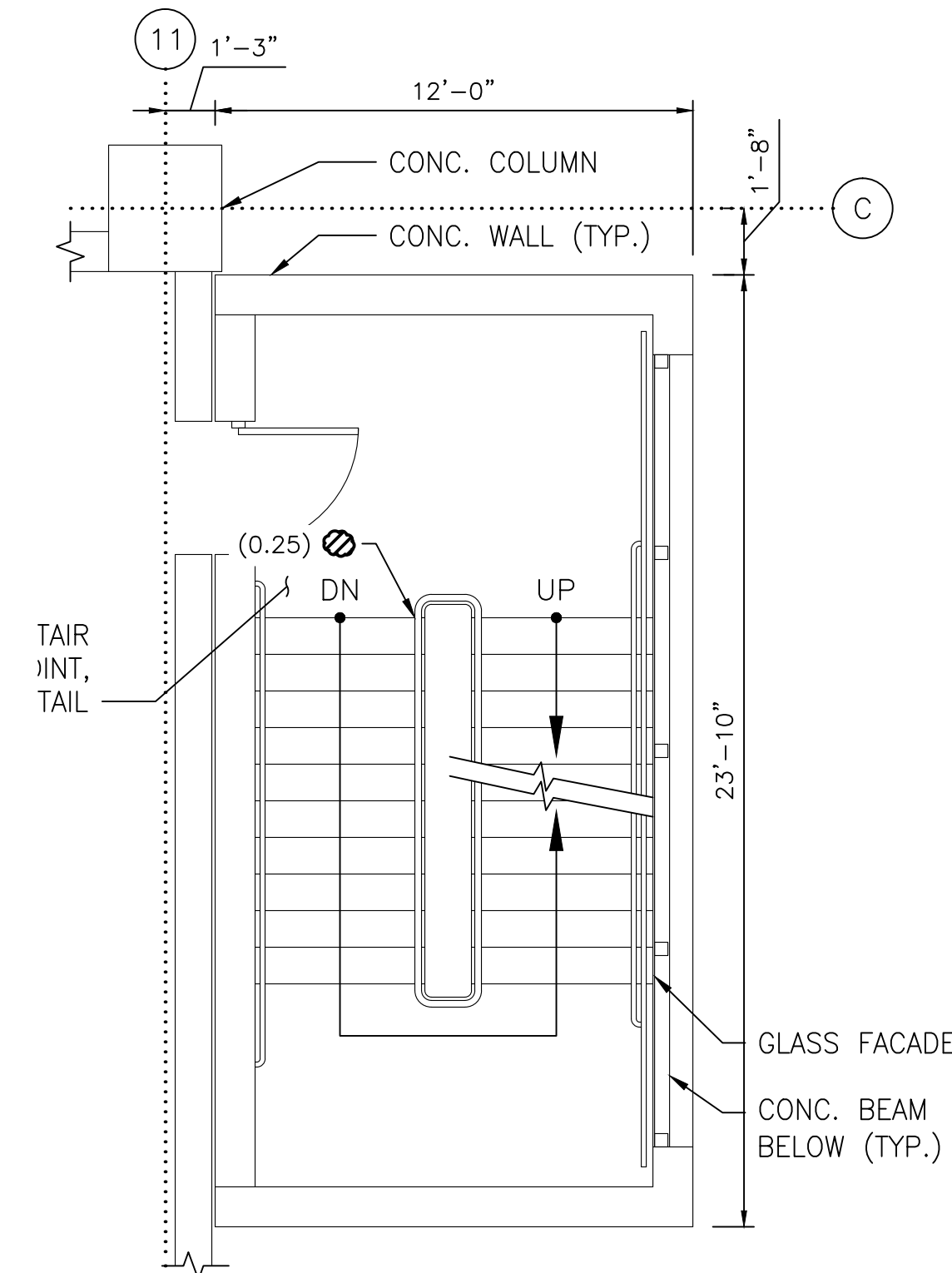
SCALE: AS SHOWN
DRAWING NO. E09P-S-112
SHEET NO. M1269-186



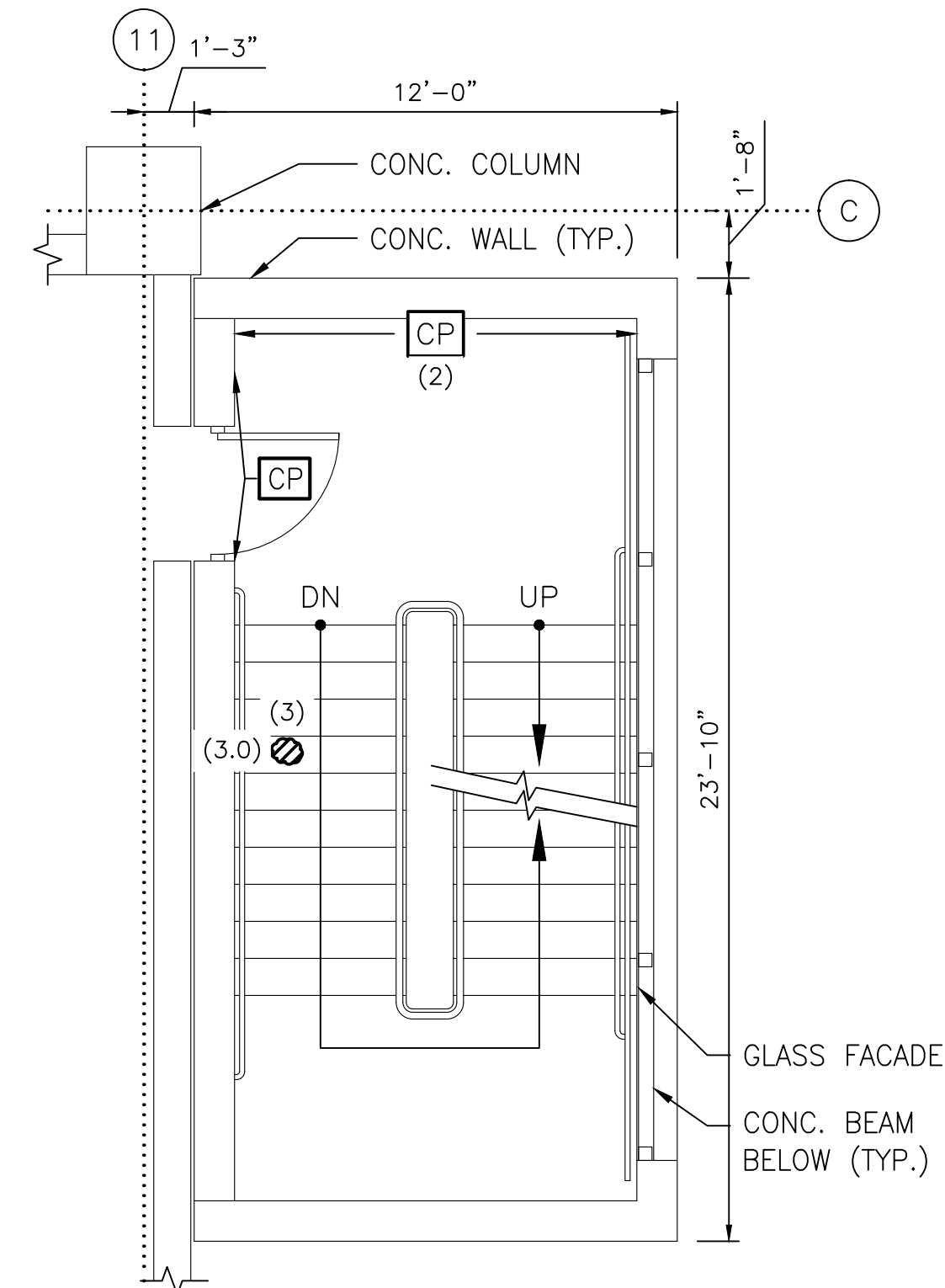
1 STAIR B - GROUND FLOOR PLAN
SCALE: 1/4"=1'-0"



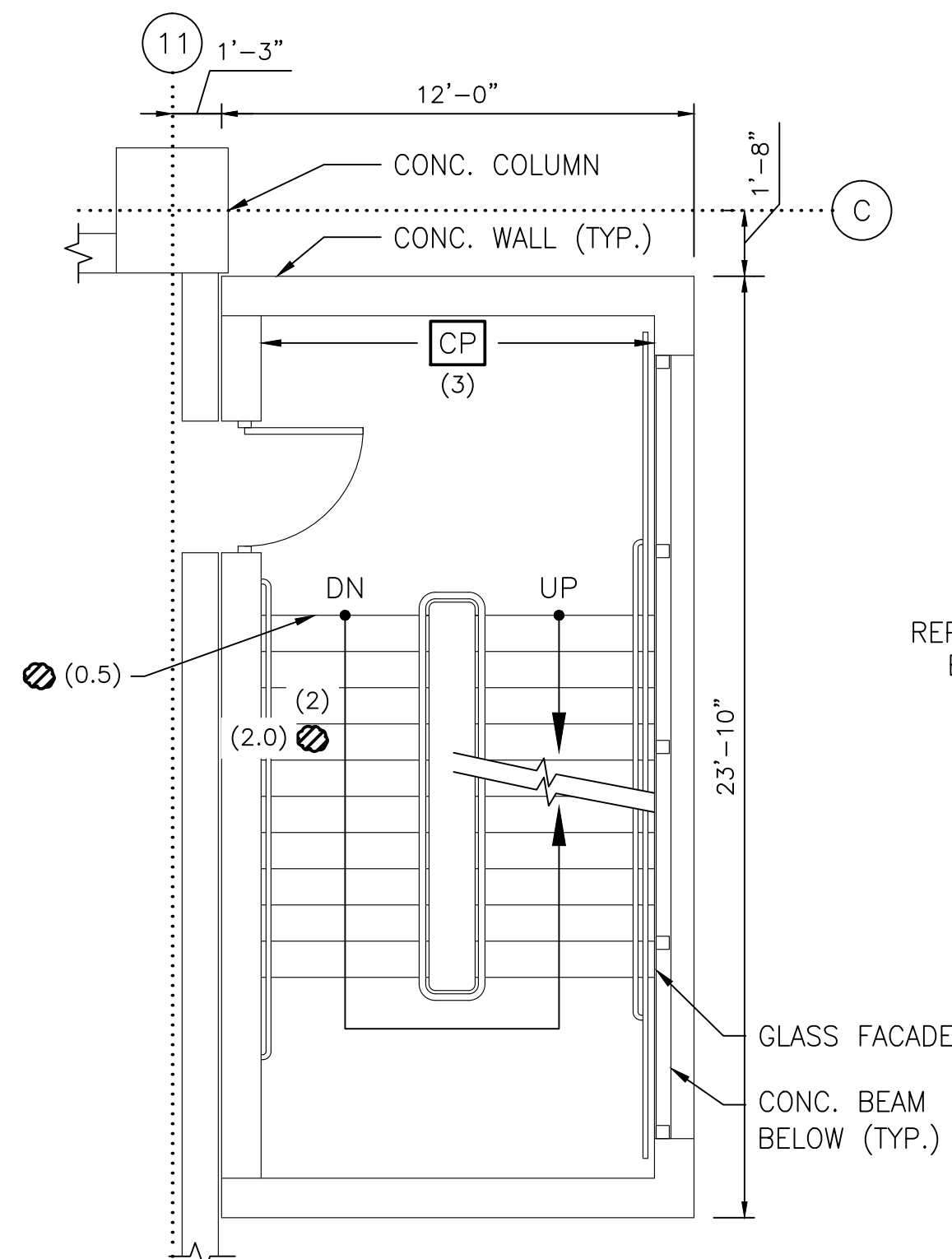
2 STAIR B - SECOND FLOOR PLAN
SCALE: 1/4"=1'-0"



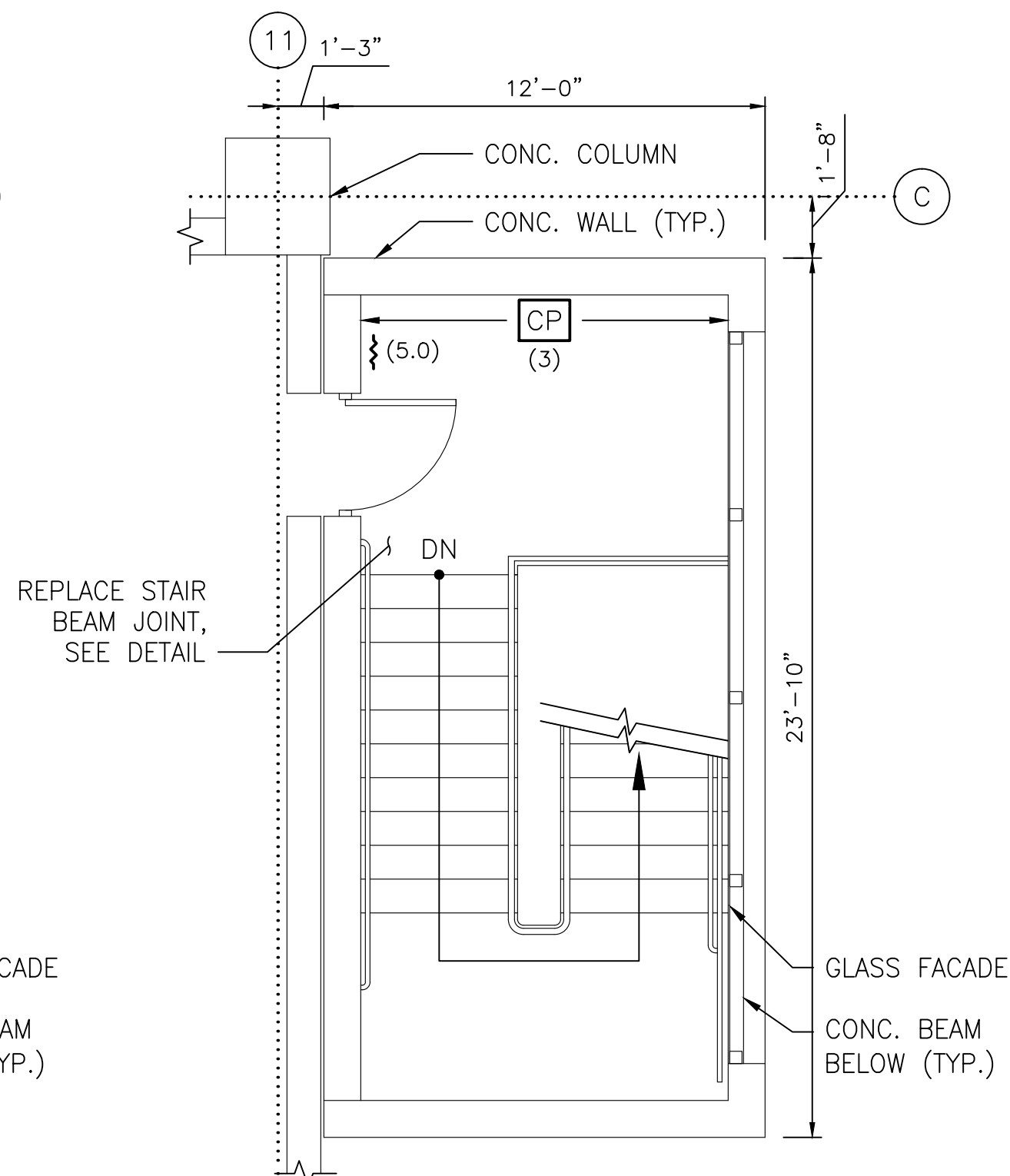
3 STAIR B - THIRD FLOOR PLAN
SCALE: 1/4"=1'-0"



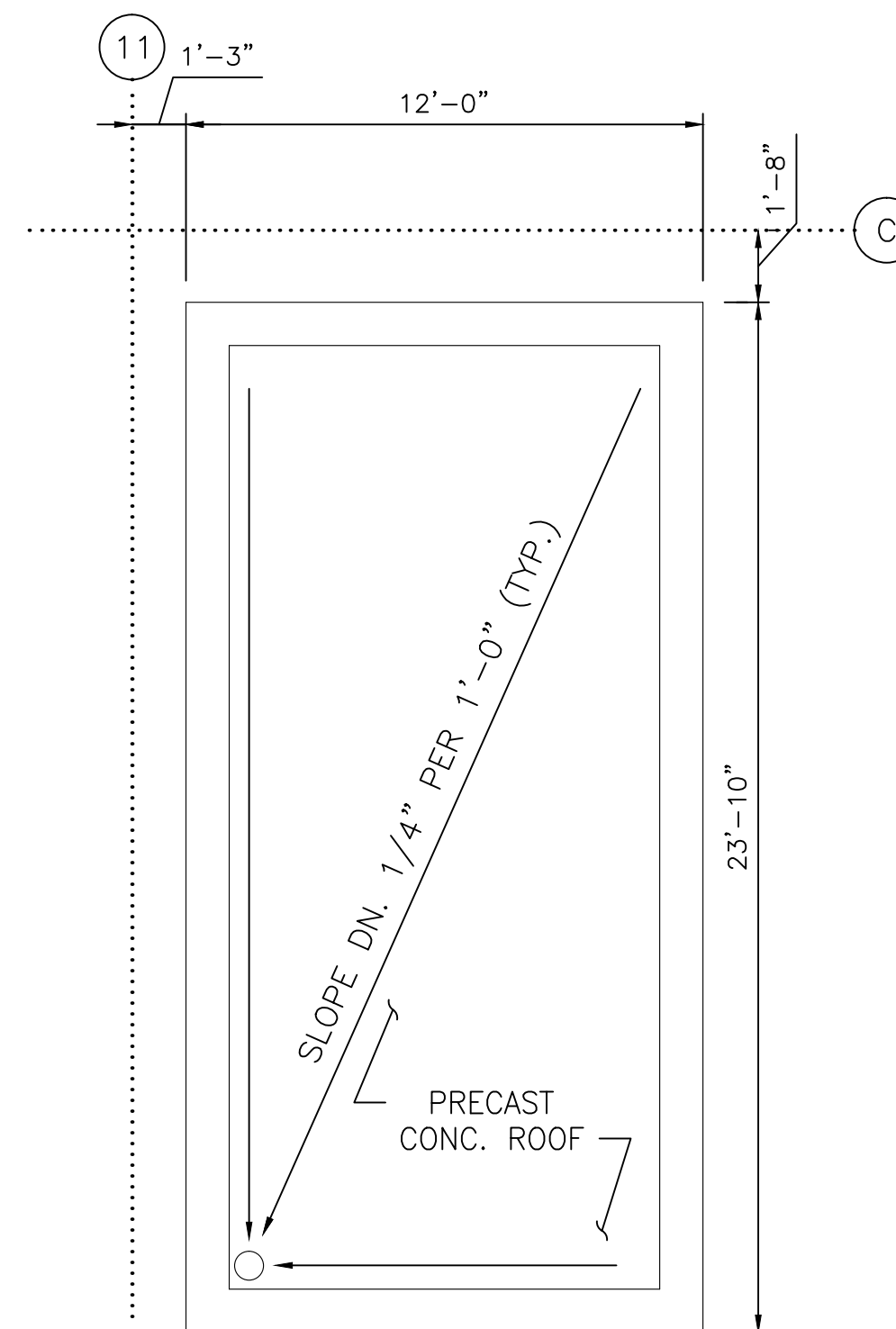
4 STAIR B - FOURTH FLOOR PLAN
SCALE: 1/4"=1'-0"



5 STAIR B - FIFTH FLOOR PLAN
SCALE: 1/4"=1'-0"



6 STAIR B - SIXTH FLOOR PLAN
SCALE: 1/4"=1'-0"




7 STAIR B - HIGH ROOF PLAN
SCALE: 1/4"=1'-0"

NOTE:

- FOR ALL REPAIR DETAILS, SEE COLLEGE PARK GARAGE CONSTRUCTION NOTES ON DWG. E09P-S-001.

KEY PLAN



SCALE: 1/4" = 1'-0"
1' 0" 2' 4' 8'

CONTRACT NO.
FQ15090

DESIGNED L.K. 12/26/14
DATE
DRAWN M.Z. 12/26/14
DATE
CHECKED A.I.A. 12/26/14
DATE
APPROVED J.D.P. 12/26/14
DATE

REFERENCE DRAWINGS	
NUMBER	DESCRIPTION

REVISIONS		
DATE	BY	DESCRIPTION



WASHINGTON METROPOLITAN AREA TRANSIT AUTHORITY

OFFICE OF CHIEF, INFRASTRUCTURE SERVICES DEPARTMENT
OF TRANSIT INFRASTRUCTURE AND ENGINEERING SERVICES

GFP A Gannett Fleming/Parsons
JOINT VENTURE

APPROVED
CHIEF ENGINEER DATE

SUBMITTED
PROJECT MANAGER DATE

REHABILITATION OF WMATA PARKING FACILITIES
STRUCTURAL-COLLEGE PARK

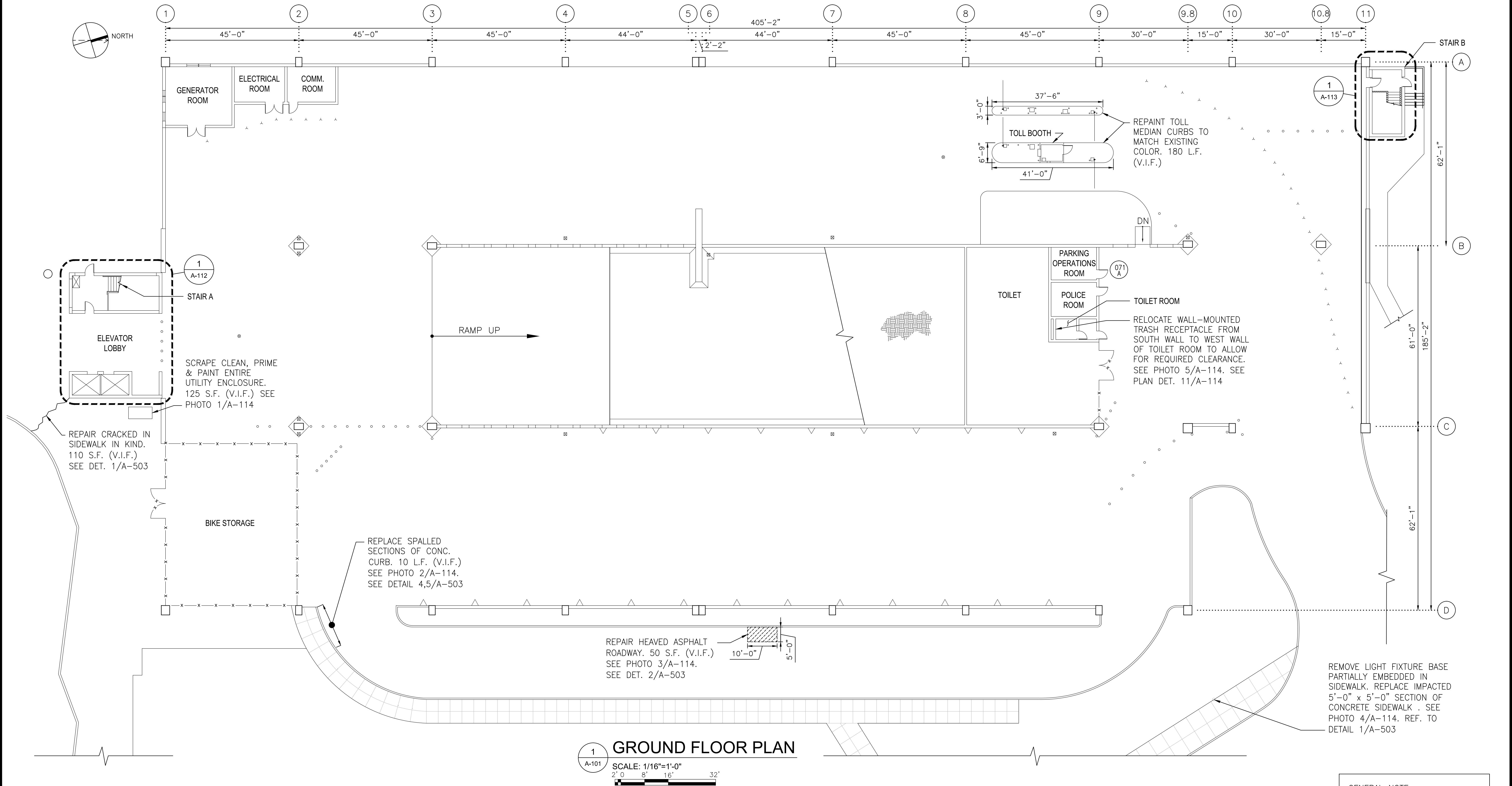
STAIR B PLANS

SCALE
AS SHOWN

DRAWING NO.
E09P-S-113

SHEET NO.
M1269-187

S:\2014\WMATA\4189P-01_Four Parking Garages\CADD\Sheets\01_ARCHITECTURAL\03_COLLEGE PARK\EDP-A-101.dwg
SAVED: 12/26/14 2:45:55 PM BY: FERNANDEZ, CORY J.
PLOTTED: 5/14/2015 2:45:55 PM



DESIGNED	—	12/26/14
DRAWN	—	12/26/14
CHECKED	—	12/26/14
APPROVED	—	12/26/14

REFERENCE DRAWINGS	
NUMBER	DESCRIPTION

REVISIONS		
DATE	BY	DESCRIPTION



WASHINGTON METROPOLITAN AREA TRANSIT AUTHORITY

OFFICE OF CHIEF, INFRASTRUCTURE SERVICES DEPARTMENT OF TRANSIT INFRASTRUCTURE AND ENGINEERING SERVICES

GFP A Gannett Fleming/Parsons JOINT VENTURE

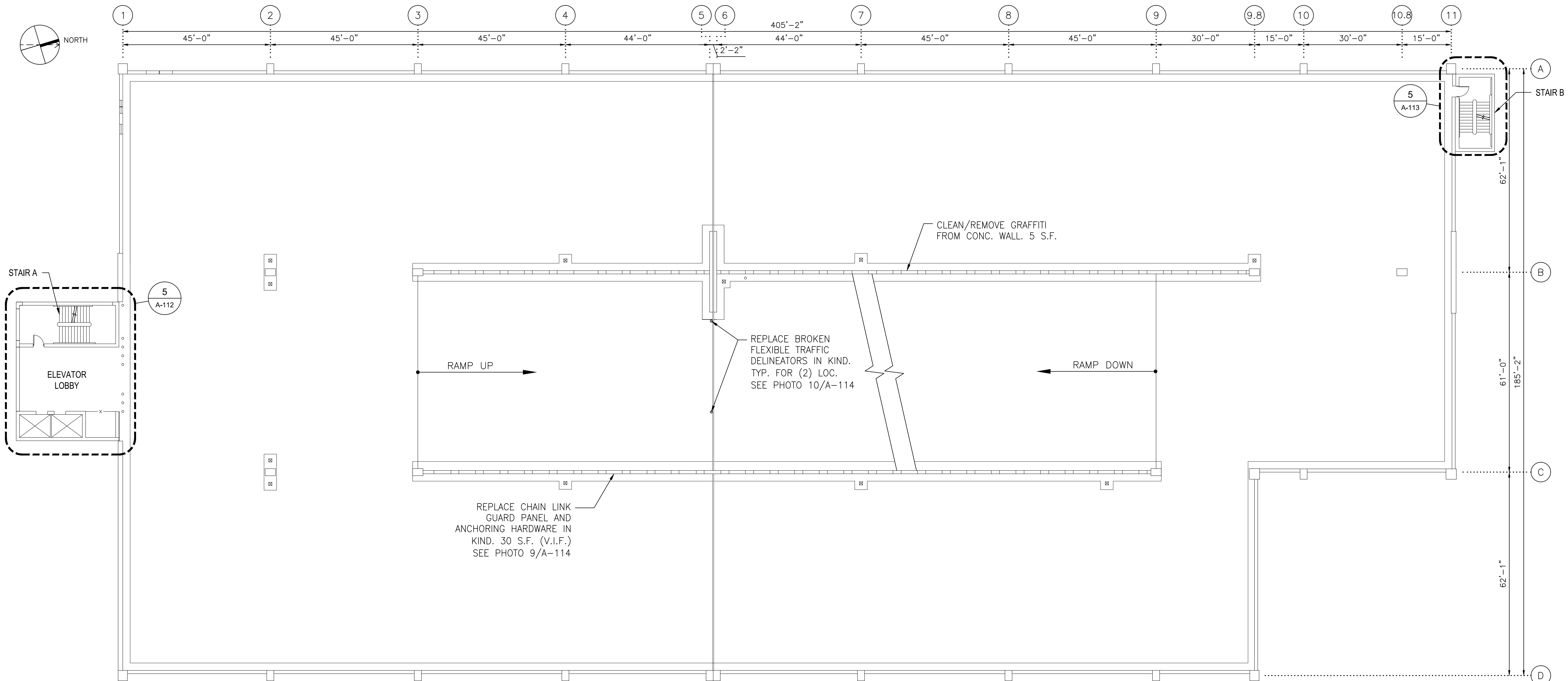
APPROVED: _____ DATE: _____
CHIEF ENGINEER

SUBMITTED: _____ DATE: _____
PROJECT MANAGER

REHABILITATION OF WMATA PARKING FACILITIES ARCHITECTURAL—COLLEGE PARK — — — — GROUND FLOOR PLAN		
SCALE AS SHOWN	DRAWING NO. E09P-A-101	SHEET NO. M1269-188

CONTRACT NO.
FQ15090

S:\02\69 WMATA\A-105\03-01 Four Parking Garage\CAD\Drawings\01_ARCHITECTURAL\03_COLLEGE PARK\09P-A-105.dwg
SAVED: 12/26/14 1:37:04 PM BY: FERNANDEZ, CORY J.
PLOTTED: 5/14/2015 2:49:04 PM



1 FIFTH FLOOR PLAN
A-105
SCALE: 1/16"=1'-0"
2' 0" 8' 16' 32'

GENERAL NOTE:
1. REFER TO A-500 FOR DOOR
SCHEDULE, TYP. FOR ALL
DOORS NOTED WITH DOOR TAG.

CONTRACT NO.
FQ15090

DESIGNED	—	12/26/14
		DATE
DRAWN	—	12/26/14
		DATE
CHECKED	—	12/26/14
		DATE
APPROVED	—	12/26/14
		DATE

REFERENCE DRAWINGS	
NUMBER	DESCRIPTION

REVISIONS		
DATE	BY	DESCRIPTION



WASHINGTON METROPOLITAN AREA TRANSIT AUTHORITY

OFFICE OF CHIEF, INFRASTRUCTURE SERVICES DEPARTMENT
OF TRANSIT INFRASTRUCTURE AND ENGINEERING SERVICES

GFP A Gannett Fleming / Parsons
JOINT VENTURE

APPROVED _____ DATE _____
CHIEF ENGINEER

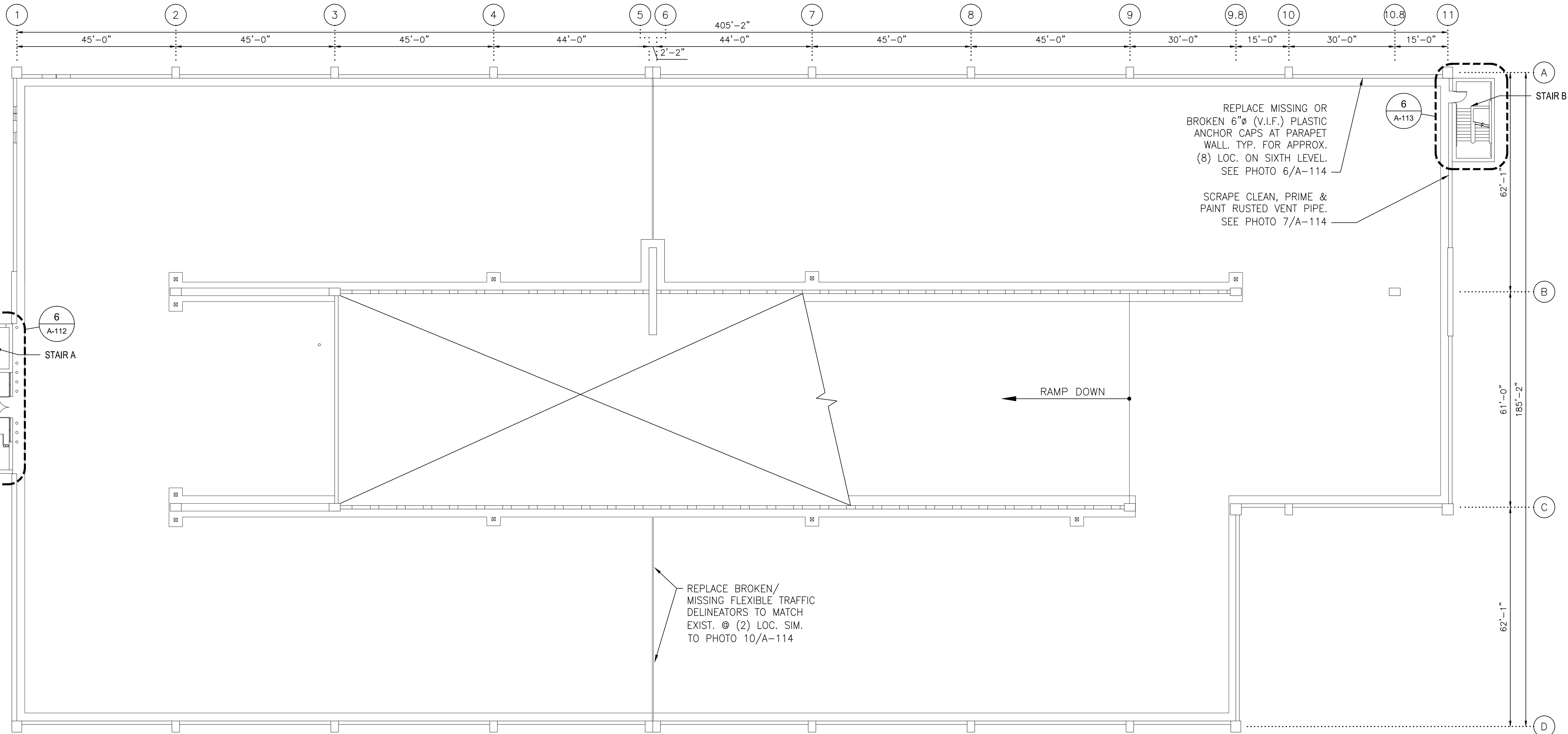
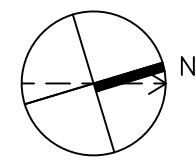
SUBMITTED _____ DATE _____
PROJECT MANAGER

REHABILITATION OF WMATA PARKING FACILITIES
ARCHITECTURAL—COLLEGE PARK

— — — —
FIFTH FLOOR PLAN

SCALE AS SHOWN	DRAWING NO. E09P-A-105	SHEET NO. M1269-189
-------------------	---------------------------	------------------------

S:\02\69\WMATA\A-106\B03-01_Four Parking Garage\CADD\Sheets\01_ARCHITECTURAL\03_COLLEGE PARK\B03P-A-106.dwg
SAVED 2015/12/21 11:14 PM TERNANDEZ, COR. J.
PLOTTED 3/14/2015 2:49:14 PM



1
A-106
SIXTH FLOOR PLAN
SCALE: 1/16"=1'-0"
2' 0' 8' 16' 32'

GENERAL NOTE:
1. REFER TO A-500 FOR DOOR
SCHEDULE. TYP. FOR ALL
DOORS NOTED WITH DOOR TAG.

CONTRACT NO.
FQ15090

DESIGNED	—	12/26/14
		DATE
DRAWN	—	12/26/14
		DATE
CHECKED	—	12/26/14
		DATE
APPROVED	—	12/26/14
		DATE

REFERENCE DRAWINGS	
NUMBER	DESCRIPTION

REVISIONS		
DATE	BY	DESCRIPTION



WASHINGTON METROPOLITAN AREA TRANSIT AUTHORITY
OFFICE OF CHIEF, INFRASTRUCTURE SERVICES DEPARTMENT
OF TRANSIT INFRASTRUCTURE AND ENGINEERING SERVICES

GFP A Gannett Fleming / Parsons
JOINT VENTURE

APPROVED
CHIEF ENGINEER

DATE

SUBMITTED
PROJECT MANAGER

DATE

REHABILITATION OF WMATA PARKING FACILITIES
ARCHITECTURAL—COLLEGE PARK

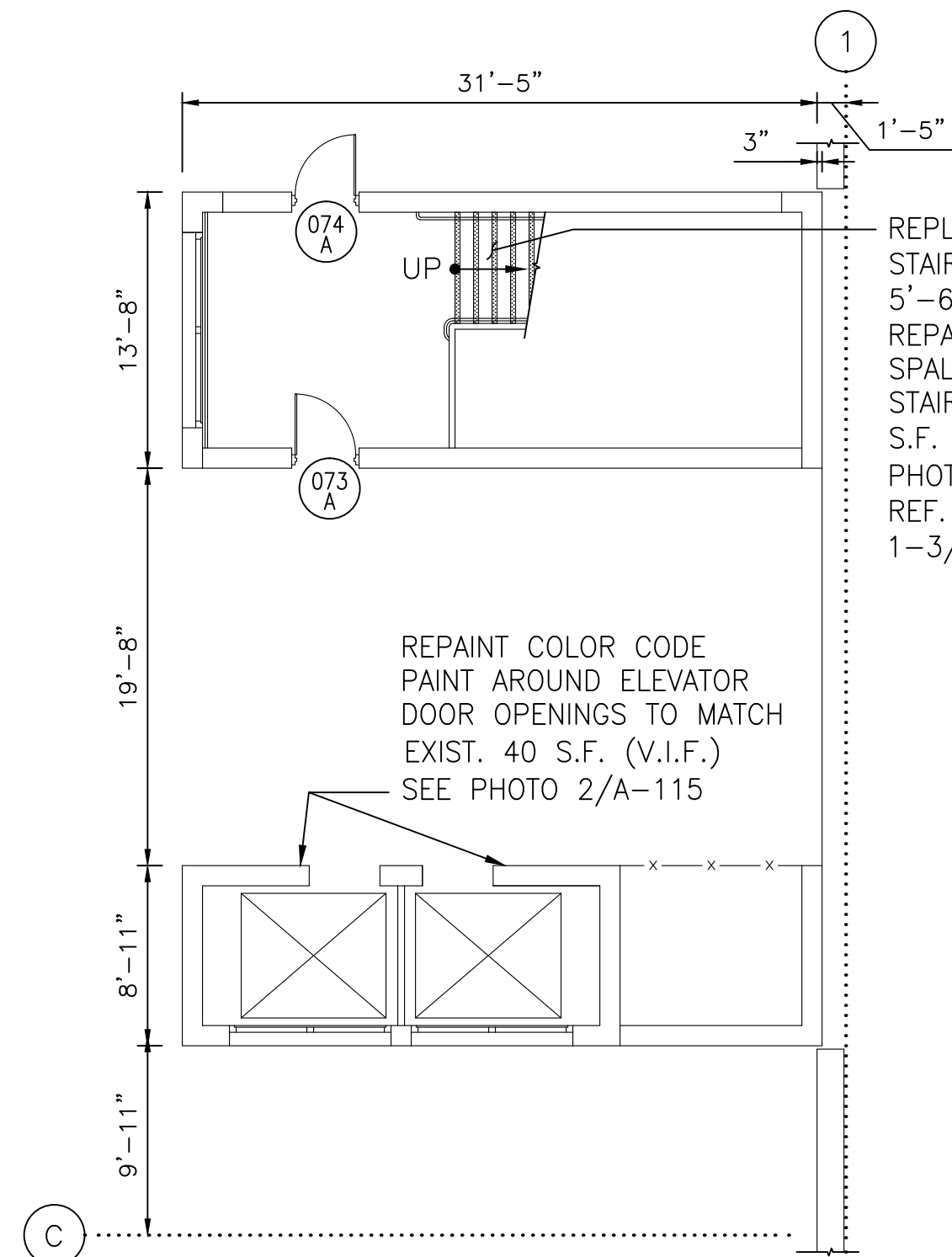
SIXTH FLOOR PLAN

SCALE
AS SHOWN

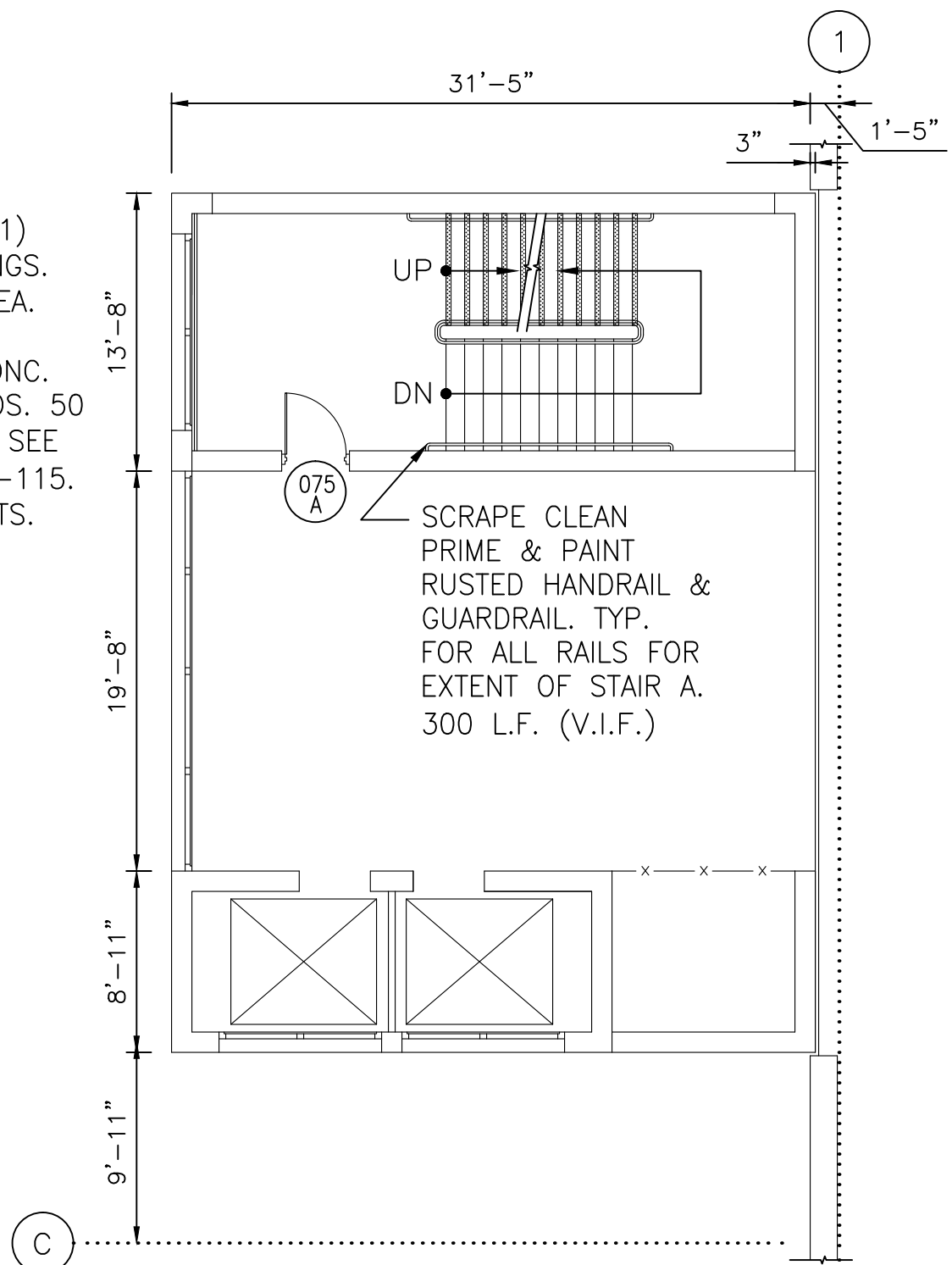
DRAWING NO.
E09P—A—106

SHEET NO.
M1269—190

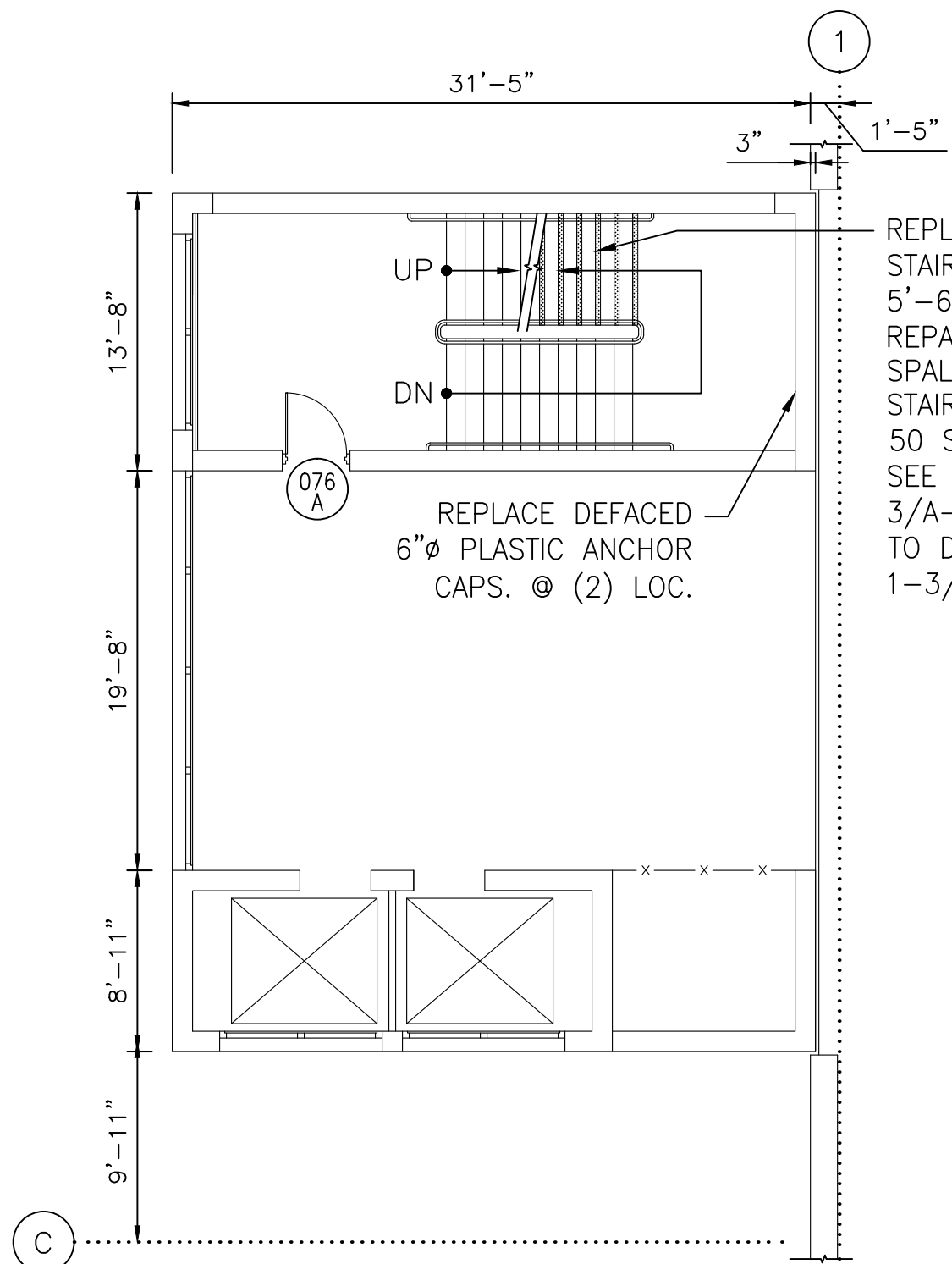
GENERAL NOTE:
1. REFER TO A-500 FOR DOOR SCHEDULE. TYP. FOR ALL DOORS NOTED WITH DOOR TAG.
2. COORDINATE INSTALLATION OF STAIR NOSINGS W/ TRAFFIC BEARING MEMBRANE APPLICATION.



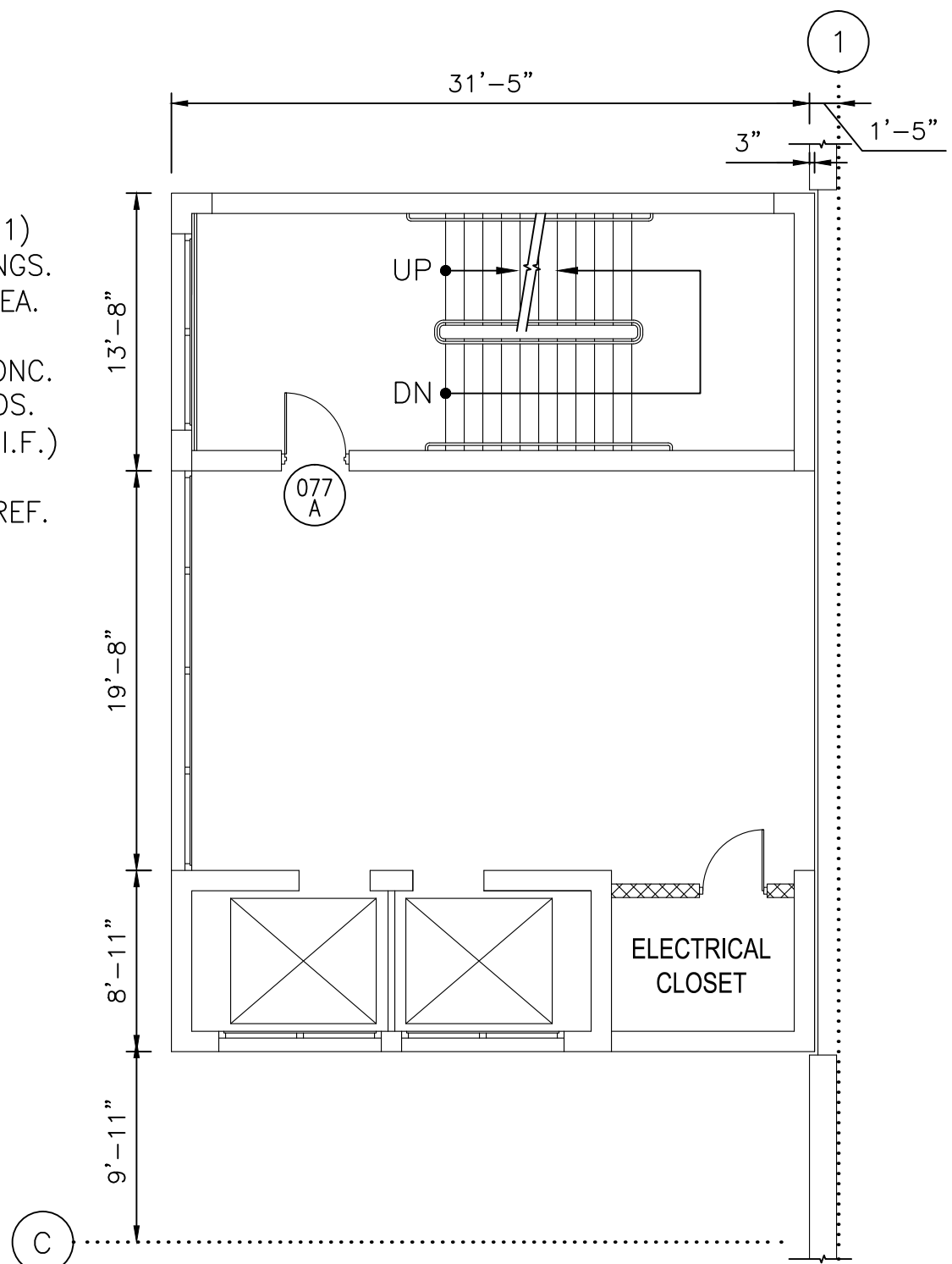
1 STAIR A - GROUND FLOOR PLAN
A-112 SCALE: 1/8"=1'-0"



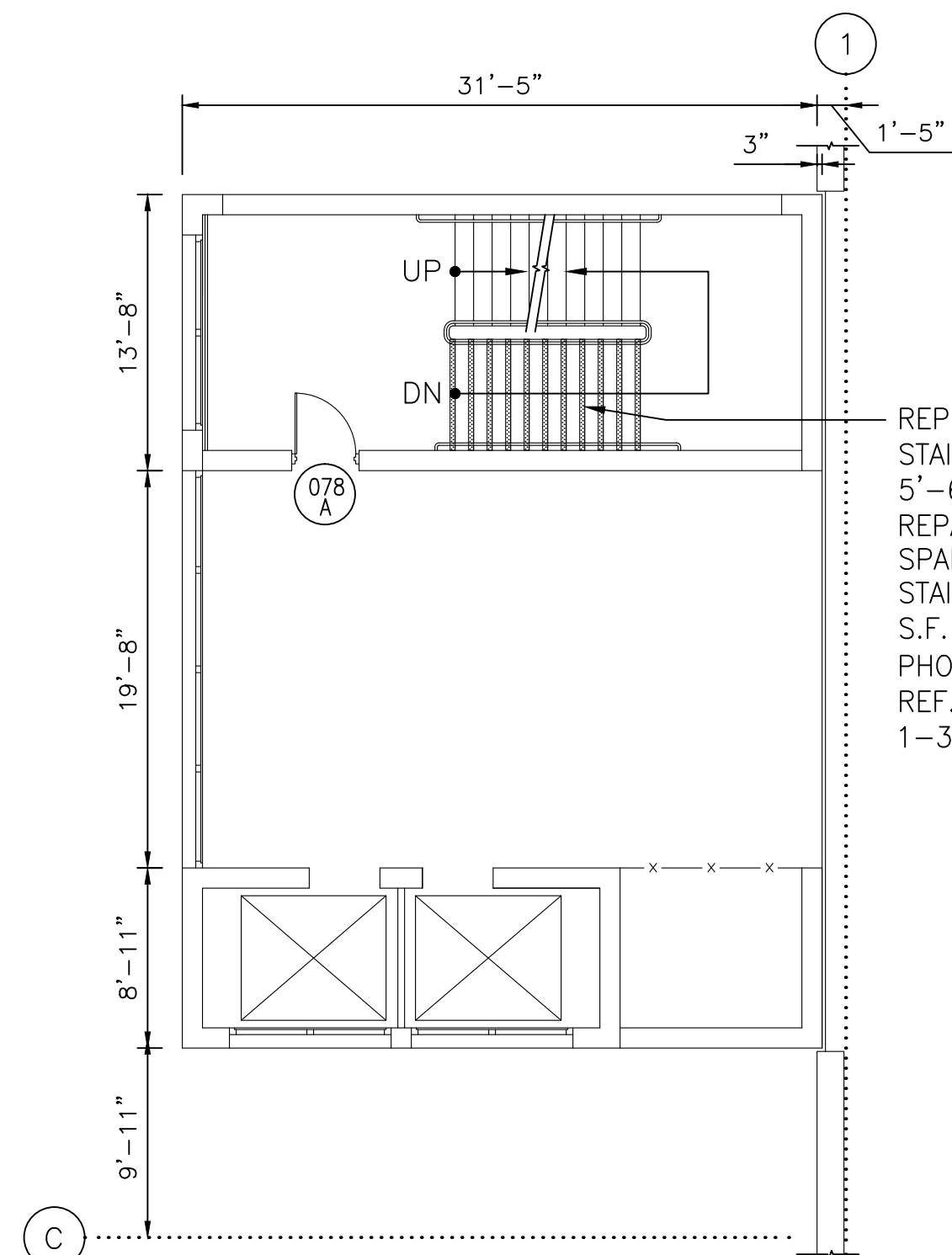
2 STAIR A - SECOND FLOOR PLAN
A-112 SCALE: 1/8"=1'-0"



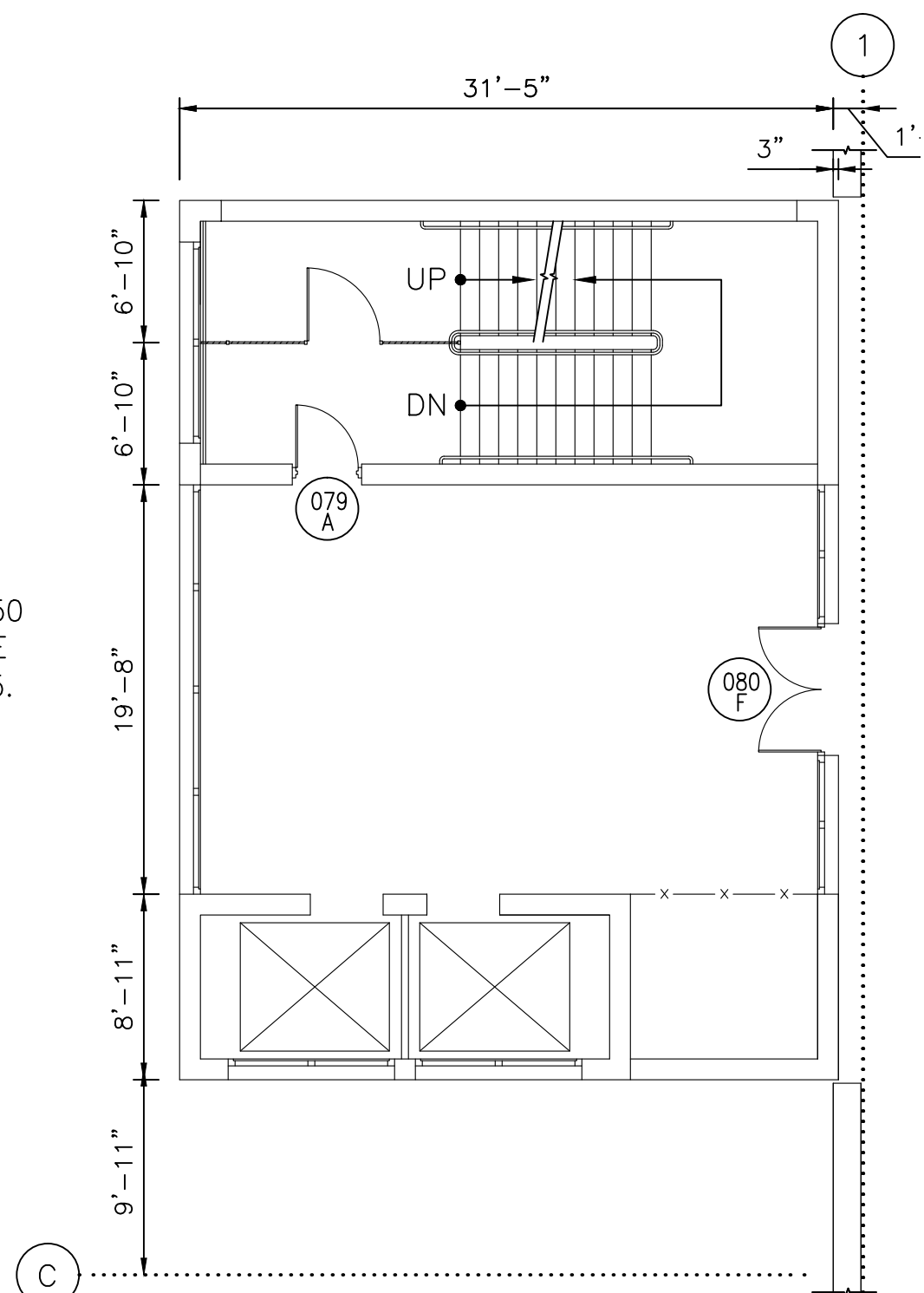
3 STAIR A - THIRD FLOOR PLAN
A-112 SCALE: 1/8"=1'-0"



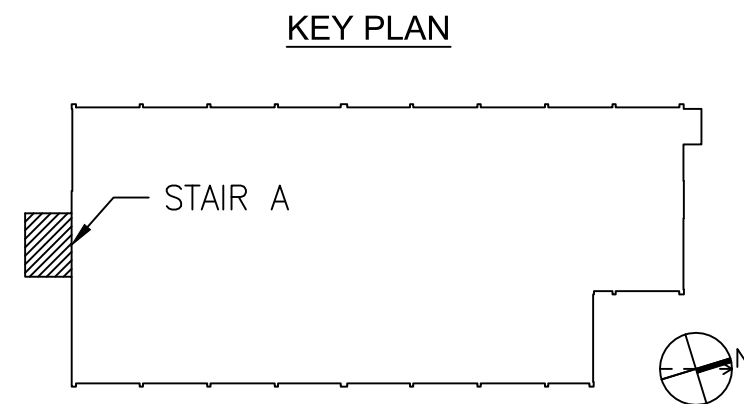
4 STAIR A - FOURTH FLOOR PLAN
A-112 SCALE: 1/8"=1'-0"



5 STAIR A - FIFTH FLOOR PLAN
A-112 SCALE: 1/8"=1'-0"



6 STAIR A - SIXTH FLOOR PLAN
A-112 SCALE: 1/8"=1'-0"



SCALE: 1/8" = 1'-0"
1' 0" 4' 8' 16'

CONTRACT NO.
FQ15090

DESIGNED	—	12/26/14
DRAWN	—	12/26/14
CHECKED	—	12/26/14
APPROVED	—	12/26/14

REFERENCE DRAWINGS	
NUMBER	DESCRIPTION

REVISIONS		
DATE	BY	DESCRIPTION



WASHINGTON METROPOLITAN AREA TRANSIT AUTHORITY

OFFICE OF CHIEF, INFRASTRUCTURE SERVICES DEPARTMENT
OF TRANSIT INFRASTRUCTURE AND ENGINEERING SERVICES

APPROVED
CHIEF ENGINEER

DATE

GFP A Gannett Fleming / Parsons
JOINT VENTURE

SUBMITTED
PROJECT MANAGER

DATE

REHABILITATION OF WMATA PARKING FACILITIES
ARCHITECTURAL—COLLEGE PARK

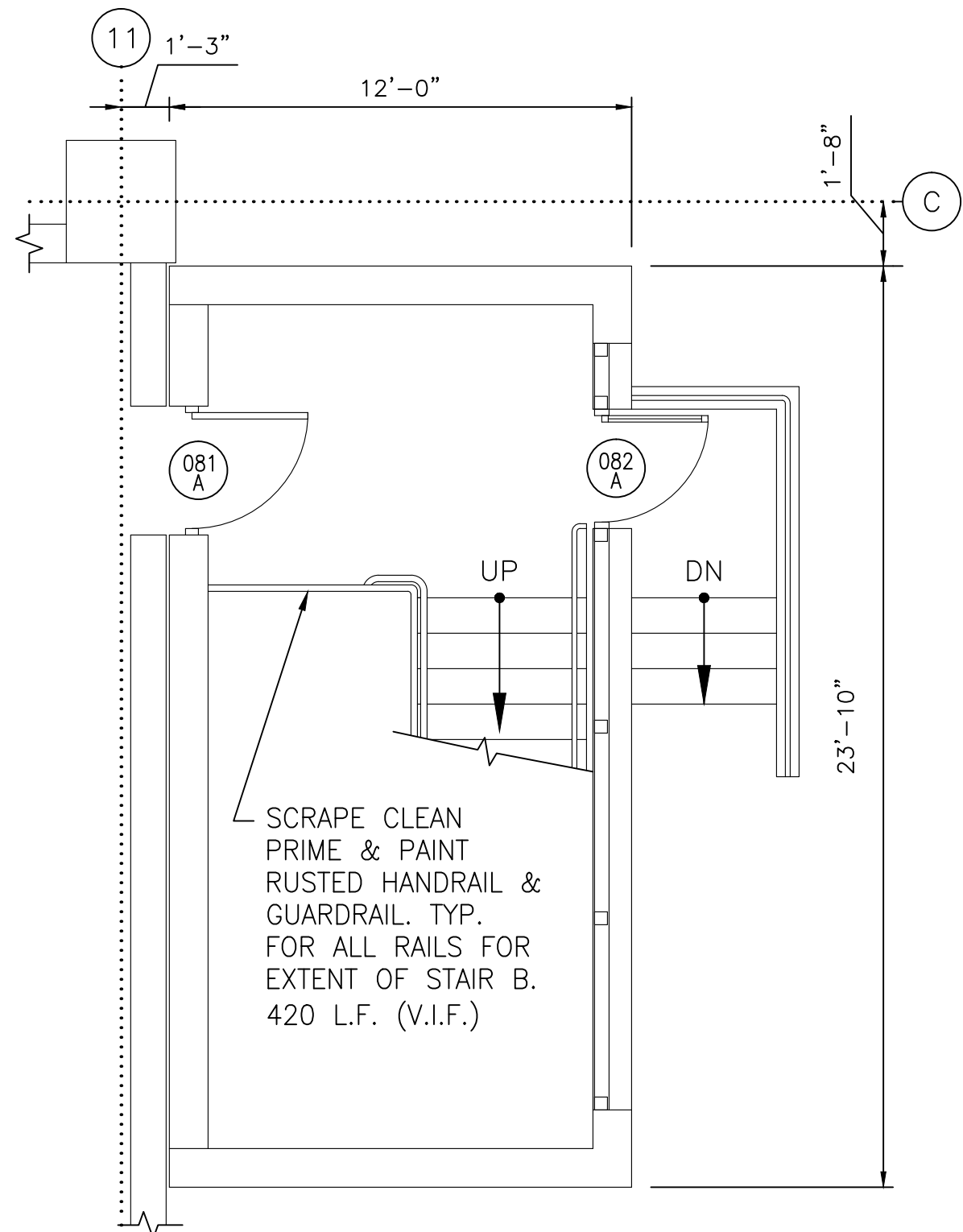
STAIR A PLANS

SCALE
AS SHOWN

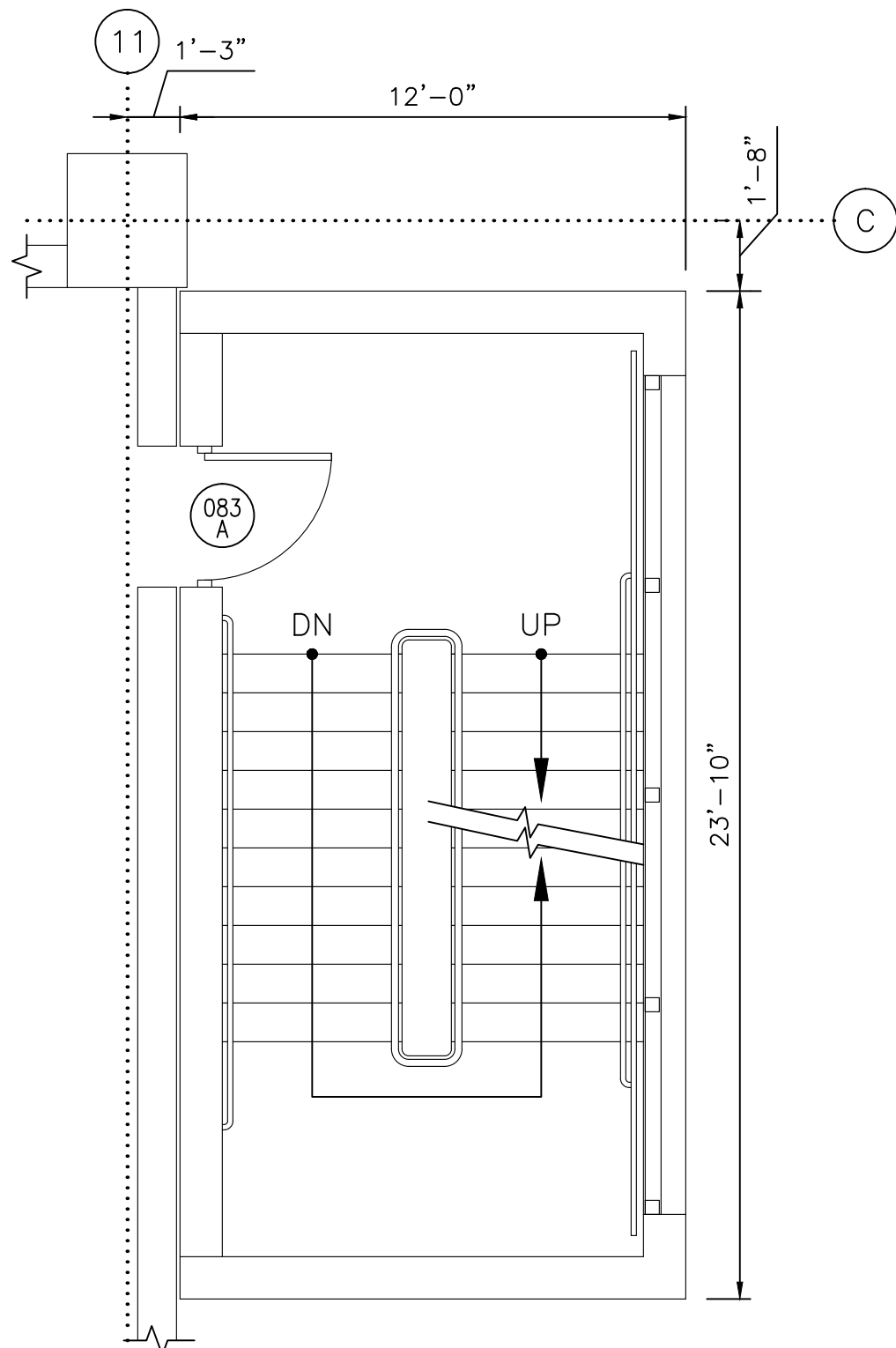
DRAWING NO.
E09P-A-112

SHEET NO.
M1269-191

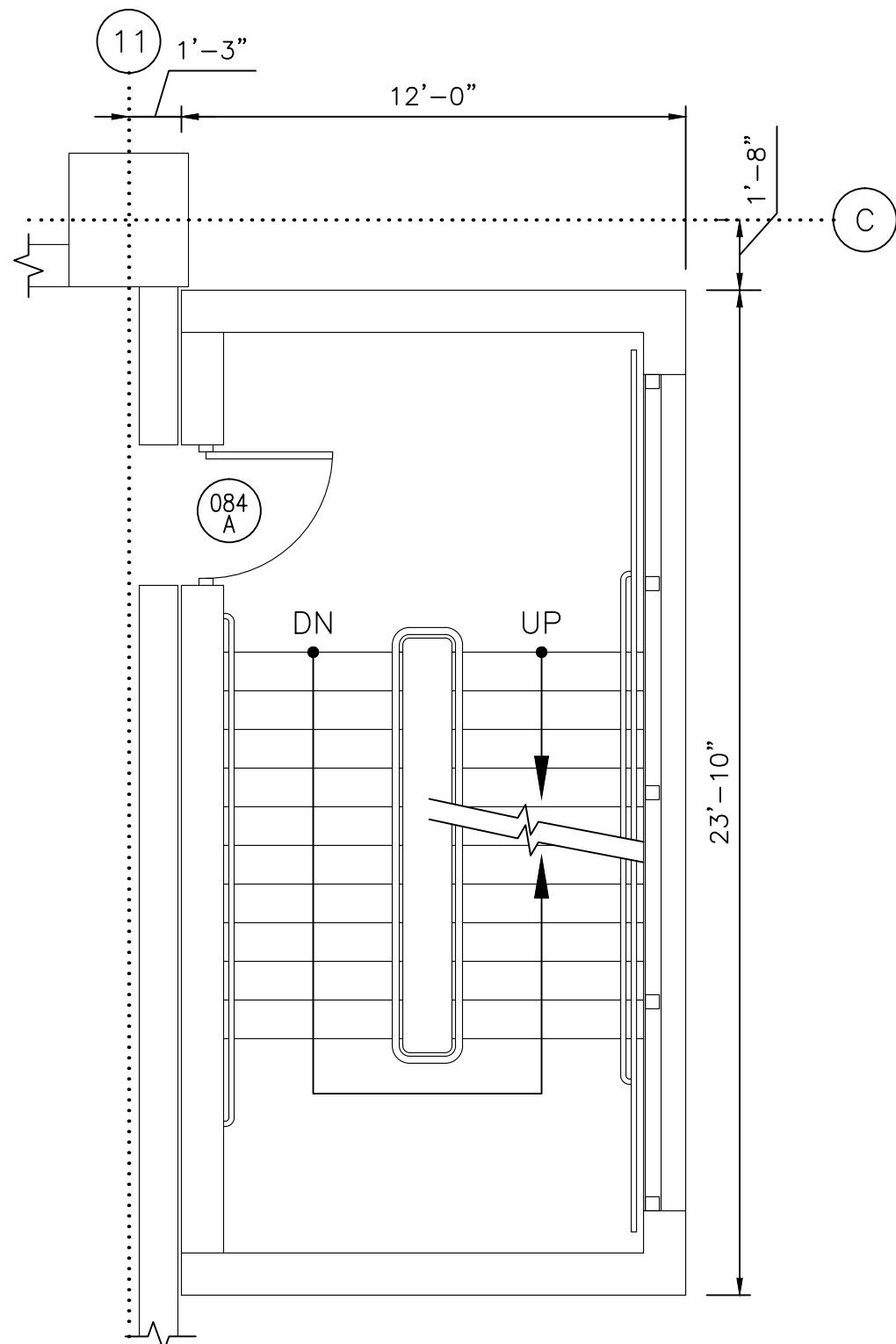
S:\02\09 WMATA\14\09\031 Four Parking Garages\CADD\Sheets\01_ARCHITECTURAL\03_COLLEGE PARK\09P-A-112.dwg
SAVED: 12/26/2014 12:22:49 PM BY: FERNANDEZ, CORY J.
PLOTTED: 5/14/2015 2:49:25 PM



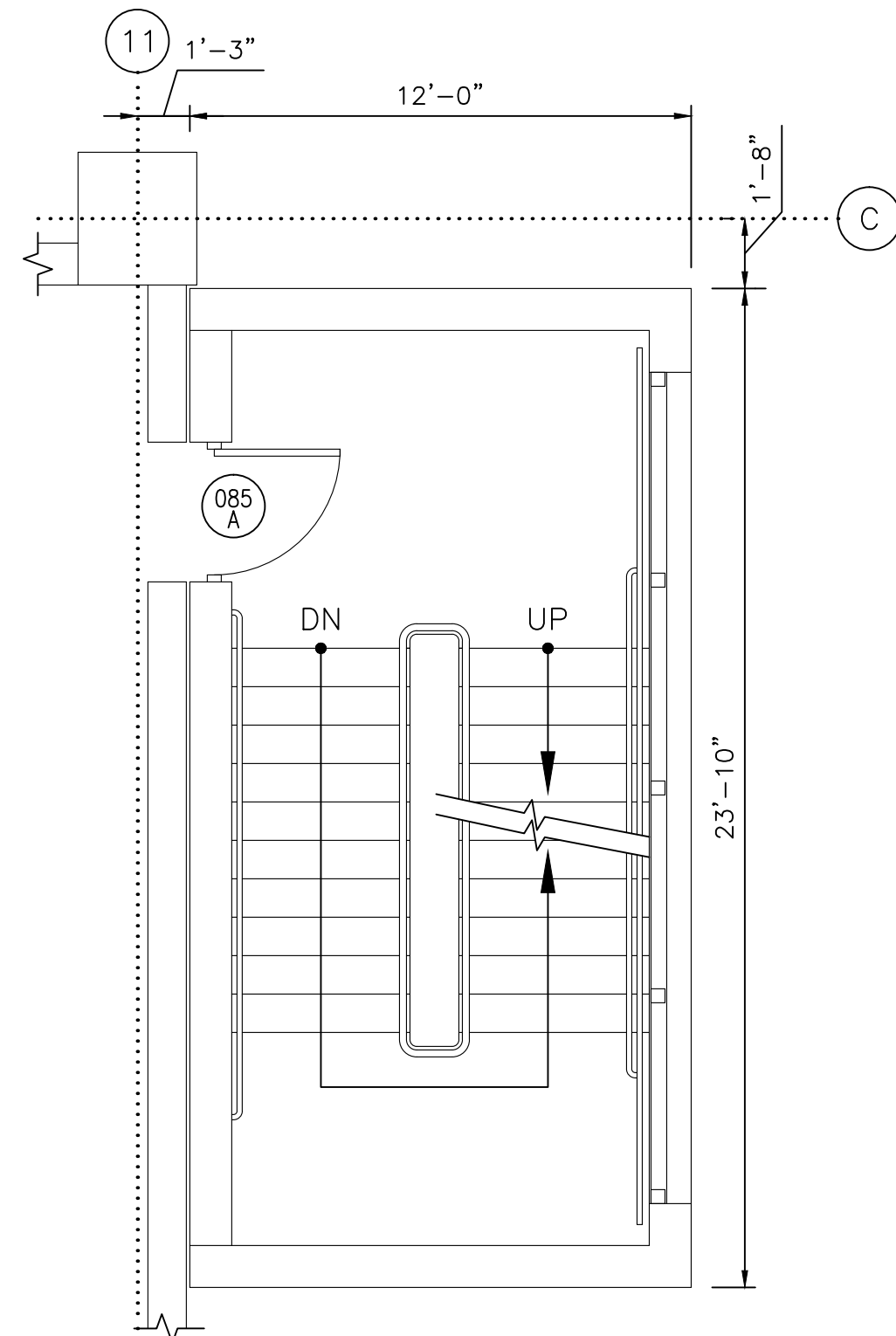
1 STAIR B - GROUND FLOOR PLAN
SCALE: 1/4"=1'-0"



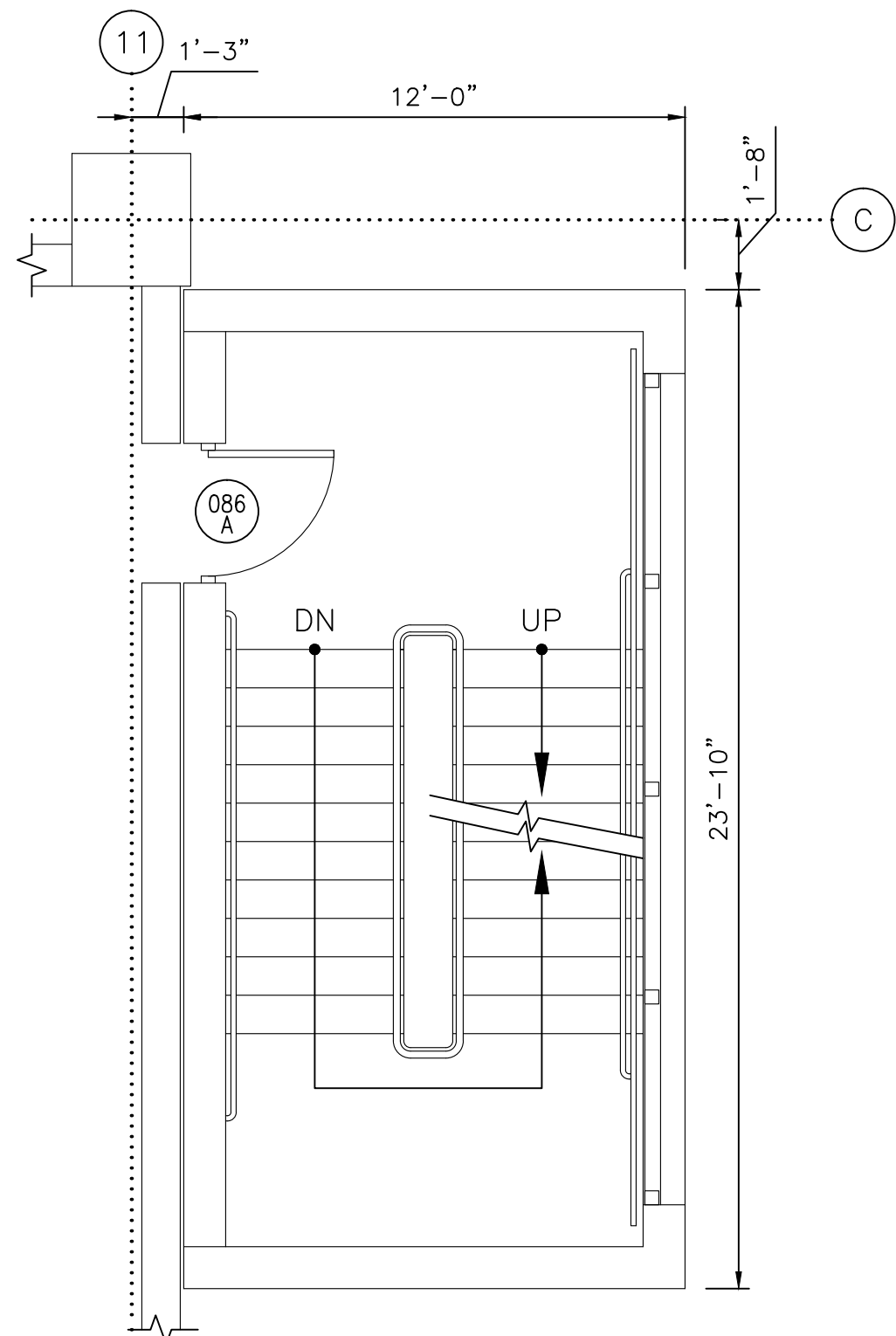
2 STAIR B - SECOND FLOOR PLAN
SCALE: 1/4"=1'-0"



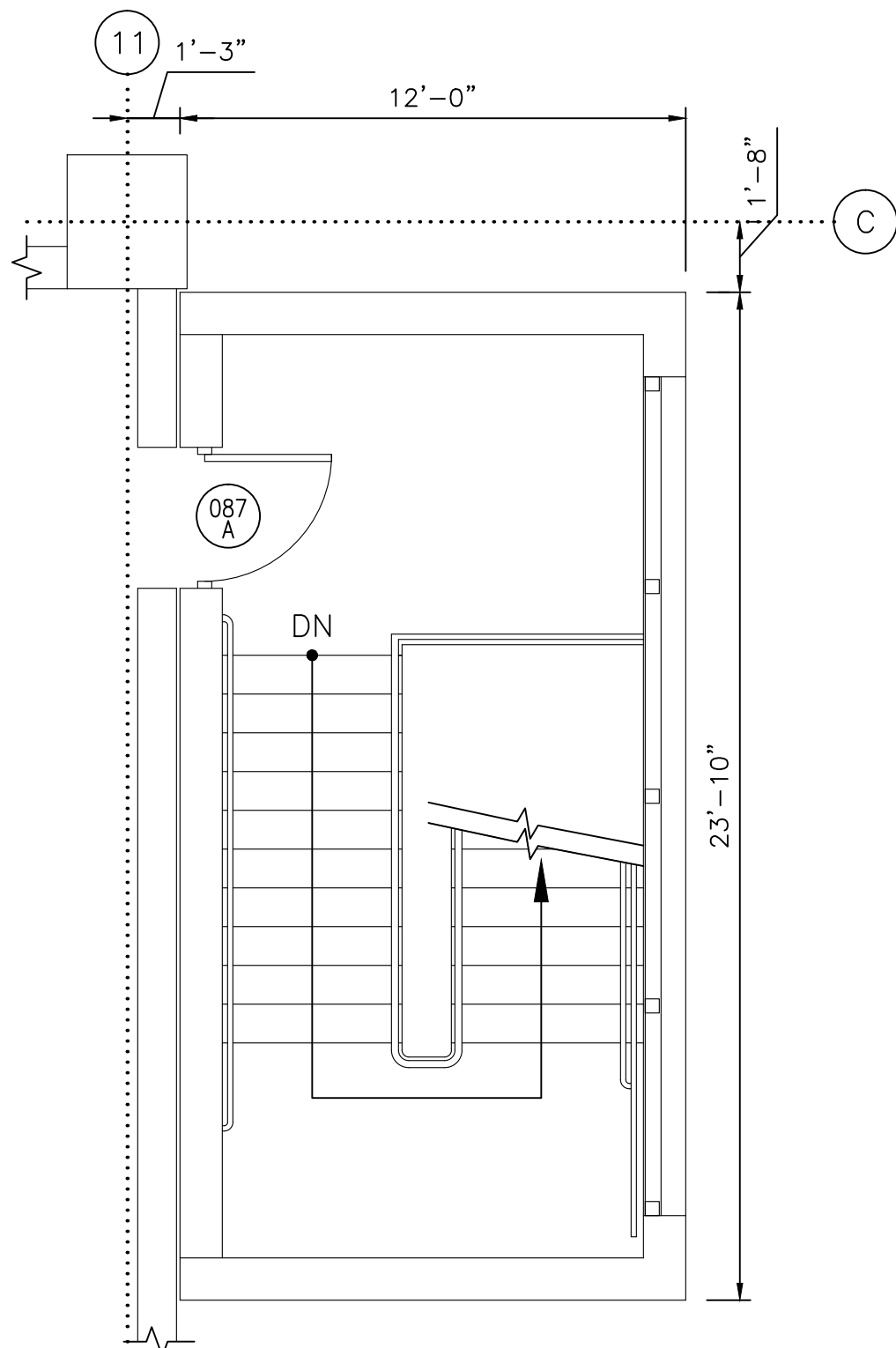
3 STAIR B - THIRD FLOOR PLAN
SCALE: 1/4"=1'-0"



4 STAIR B - FOURTH FLOOR PLAN
SCALE: 1/4"=1'-0"

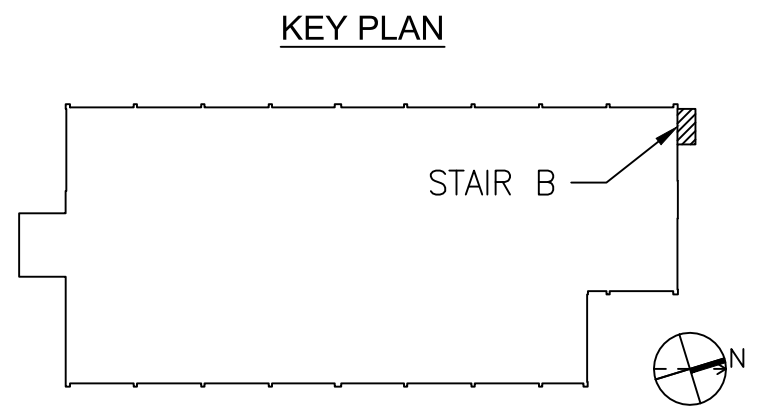


5 STAIR B - FIFTH FLOOR PLAN
SCALE: 1/4"=1'-0"



6 STAIR B - SIXTH FLOOR PLAN
SCALE: 1/4"=1'-0"

GENERAL NOTE:
1. REFER TO A-500 FOR DOOR SCHEDULE. TYP. FOR ALL DOORS NOTED WITH DOOR TAG.
2. COORDINATE INSTALLATION OF STAIR NOSINGS W/ TRAFFIC BEARING MEMBRANE APPLICATION.




SCALE: 1/4" = 1'-0"
1' 0" 2' 4' 8"

CONTRACT NO.
FQ15090

DESIGNED - 12/26/14
DATE
DRAWN - 12/26/14
DATE
CHECKED - 12/26/14
DATE
APPROVED - 12/26/14
DATE

REFERENCE DRAWINGS	
NUMBER	DESCRIPTION

REVISIONS		
DATE	BY	DESCRIPTION



WASHINGTON METROPOLITAN AREA TRANSIT AUTHORITY

OFFICE OF CHIEF, INFRASTRUCTURE SERVICES DEPARTMENT
OF TRANSIT INFRASTRUCTURE AND ENGINEERING SERVICES

GFP A Gannett Fleming / Parsons
JOINT VENTURE

APPROVED _____ DATE _____
CHIEF ENGINEER

SUBMITTED _____ DATE _____
PROJECT MANAGER

**REHABILITATION OF WMATA PARKING FACILITIES
ARCHITECTURAL-COLLEGE PARK**


STAIR B PLANS

SCALE AS SHOWN

DRAWING NO. E09P-A-113

SHEET NO. M1269-192

S:\02\09\WMATA\14\09\03\1 Four Parking Garage\CADD\Sheet\01_ARCHITECTURAL\03_COLLEGE PARK\09P-A-113.dwg
SAVED: 12/26/2014 12:48:25 PM BY: FERNANDEZ, CORY J.
PLOTTED: 5/14/2015 2:48:34 PM



1 PHOTO 1



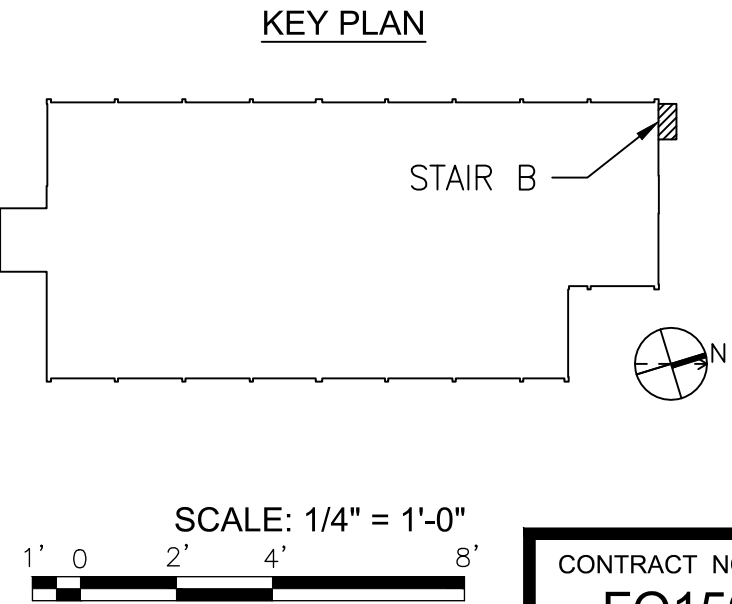
2 PHOTO 2



3 PHOTO 3



4 PHOTO 4



CONTRACT NO.
FQ15090

DESIGNED			REFERENCE DRAWINGS		REVISIONS		
NUMBER	DESCRIPTION	DATE	DATE	BY	DESCRIPTION	DATE	BY
1	12/26/14	DATE					
2	12/26/14	DATE					
3	12/26/14	DATE					
4	12/26/14	DATE					
5	12/26/14	DATE					



WASHINGTON METROPOLITAN AREA TRANSIT AUTHORITY

OFFICE OF CHIEF, INFRASTRUCTURE SERVICES DEPARTMENT
OF TRANSIT INFRASTRUCTURE AND ENGINEERING SERVICES

GFP A Gannett Fleming / Parsons
JOINT VENTURE

APPROVED
CHIEF ENGINEER

SUBMITTED
PROJECT MANAGER

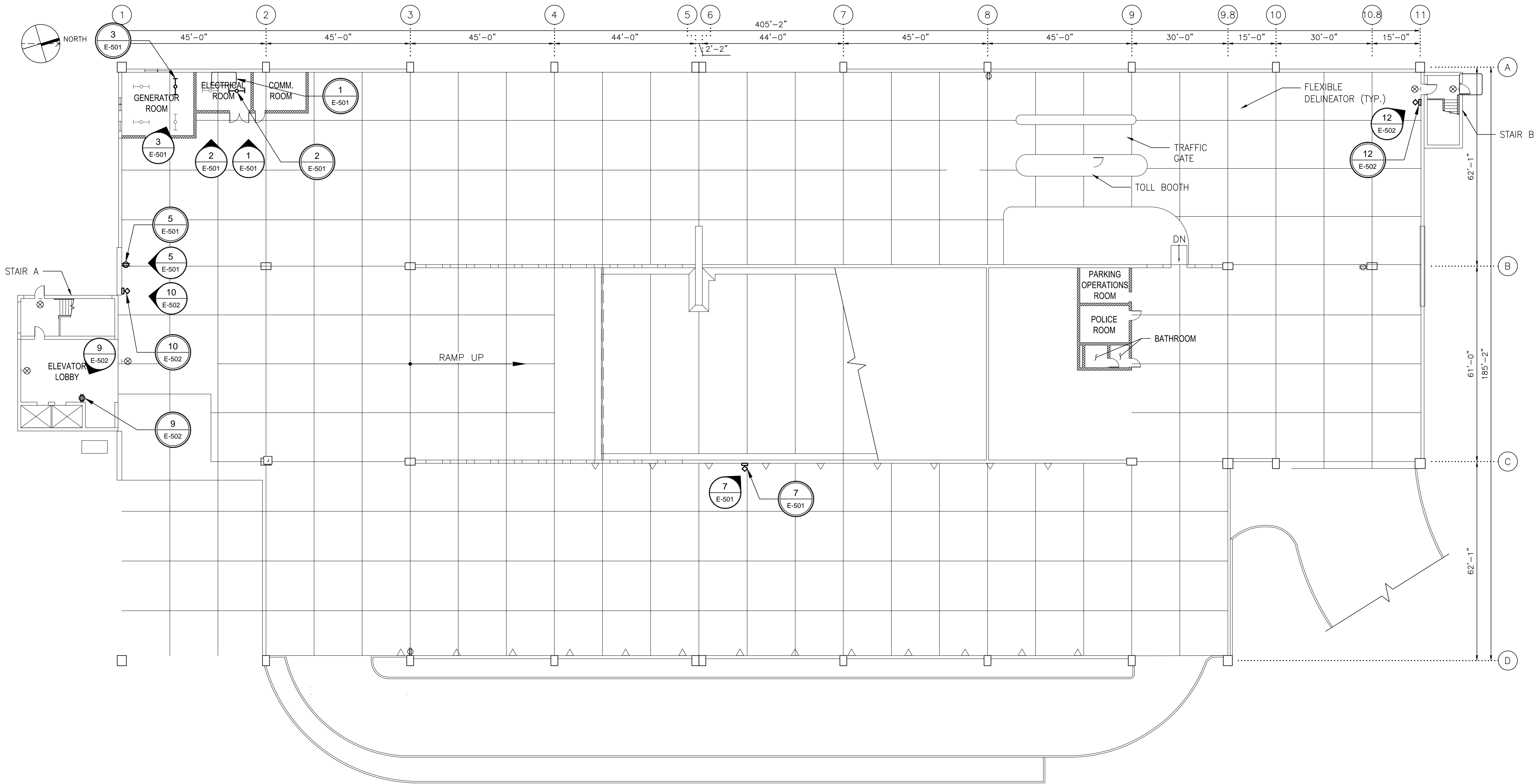
REHABILITATION OF WMATA PARKING FACILITIES
ARCHITECTURAL—COLLEGE PARK

REFERENCE PHOTOS 2

SCALE
AS SHOWN

DRAWING NO.
E09P-A-115

SHEET NO.
M1269-194



1
E-101

GROUND FLOOR PLAN

SCALE: 1/16"=1'-0"
2' 0" 8' 16' 32'


SHEET NOTES
SEE E-500 SERIES SHEETS FOR
PHOTOGRAPHS OF DEFICIENCIES. REFER TO
G-100 SERIES SHEETS FOR ELECTRICAL
SYMBOLS, CONSTRUCTION NOTES, AND
CORRECTIVE ACTION.

c:\w\working\gdp\washington\01270101\43051E09P-E-101.dwg
DESIGNED: MR. BEB
DRAWN: MR. BEB
CHECKED: MR.
APPROVED: MR.
PLOTTED 12/17/2014 4:23:10 PM

DESIGNED	BEB	12/26/14
		DATE
DRAWN	BEB	12/26/14
		DATE
CHECKED	MR	12/26/14
		DATE
APPROVED	MR	12/26/14
		DATE

REFERENCE DRAWINGS	
NUMBER	DESCRIPTION

REVISIONS		
DATE	BY	DESCRIPTION



WASHINGTON METROPOLITAN AREA TRANSIT AUTHORITY

OFFICE OF CHIEF, INFRASTRUCTURE SERVICES DEPARTMENT
OF TRANSIT INFRASTRUCTURE AND ENGINEERING SERVICES

GFP A Gannett Fleming/Parsons
JOINT VENTURE

APPROVED _____ DATE _____
CHIEF ENGINEER

SUBMITTED _____ DATE _____
PROJECT MANAGER

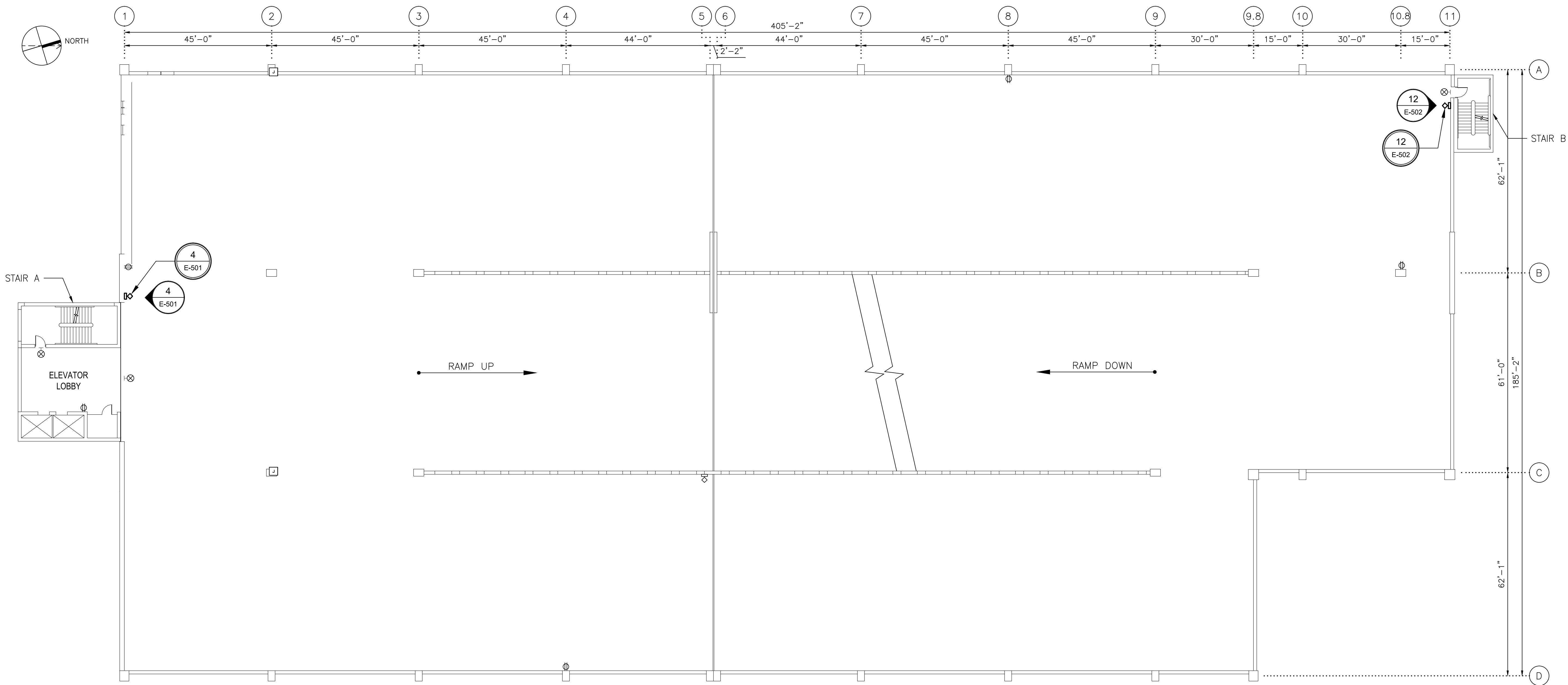
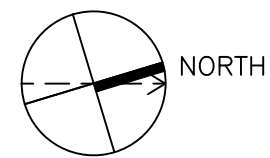
REHABILITATION OF WMATA PARKING FACILITIES
ELECTRICAL-COLLEGE PARK
LIGHTING AND POWER
GROUND FLOOR PLAN

SCALE
AS SHOWN

DRAWING NO.
E09P-E-101

SHEET NO.
M1269-195

CONTRACT NO.
FQ15090



1 SECOND FLOOR PLAN
E-102
SCALE: 1/16"=1'-0"
2' 0" 8' 16' 32'

SHEET NOTES
SEE E-500 SERIES SHEETS FOR
PHOTOGRAPHS OF DEFICIENCIES. REFER TO
G-100 SERIES SHEETS FOR ELECTRICAL
SYMBOLS, CONSTRUCTION NOTES, AND
CORRECTIVE ACTION.

DESIGNED	BEB	12/26/14
		DATE
DRAWN	BEB	12/26/14
		DATE
CHECKED	MR	12/26/14
		DATE
APPROVED	MR	12/26/14
		DATE

REFERENCE DRAWINGS	
NUMBER	DESCRIPTION

REVISIONS		
DATE	BY	DESCRIPTION



WASHINGTON METROPOLITAN AREA TRANSIT AUTHORITY

OFFICE OF CHIEF, INFRASTRUCTURE SERVICES DEPARTMENT
OF TRANSIT INFRASTRUCTURE AND ENGINEERING SERVICES

APPROVED _____ DATE _____
CHIEF ENGINEER

GFP A Gannett Fleming / Parsons
JOINT VENTURE

SUBMITTED _____ DATE _____
PROJECT MANAGER

REHABILITATION OF WMATA PARKING FACILITIES

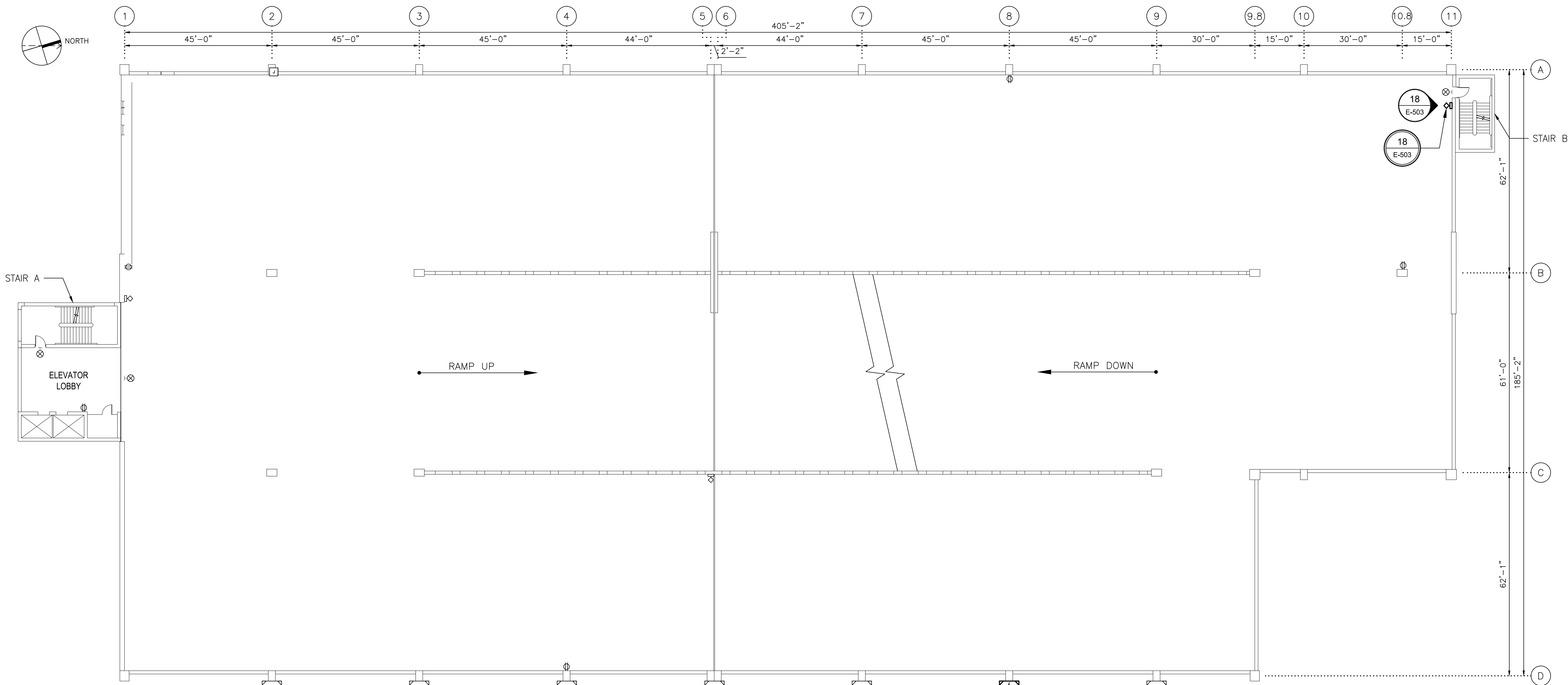
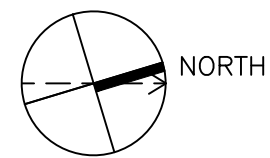
ELECTRICAL-COLLEGE PARK
LIGHTING AND POWER
SECOND FLOOR PLAN

SCALE
AS SHOWN

DRAWING NO.
E09P-E-102

SHEET NO.
M1269-196

CONTRACT NO.
FQ15090



THIRD FLOOR PLAN
SCALE: 1/16"=1'-0"
2' 0" 8' 16' 32'

SHEET NOTES
SEE E-500 SERIES SHEETS FOR
PHOTOGRAPHS OF DEFICIENCIES. REFER TO
G-100 SERIES SHEETS FOR ELECTRICAL
SYMBOLS, CONSTRUCTION NOTES, AND
CORRECTIVE ACTION.

C:\pwworking\gfp\wshelp\p01027601\4505\E09P-E-103.dwg
SHEET NO. 1
PLOT DATE 12/19/2014 3:35:08 PM
PLOTTER: HP DesignJet T1100e

DESIGNED	BEB	12/26/14
		DATE
DRAWN	BEB	12/26/14
		DATE
CHECKED	MR	12/26/14
		DATE
APPROVED	MR	12/26/14
		DATE

REFERENCE DRAWINGS	
NUMBER	DESCRIPTION

REVISIONS		
DATE	BY	DESCRIPTION



WASHINGTON METROPOLITAN AREA TRANSIT AUTHORITY

OFFICE OF CHIEF, INFRASTRUCTURE SERVICES DEPARTMENT
OF TRANSIT INFRASTRUCTURE AND ENGINEERING SERVICES

APPROVED
CHIEF ENGINEER

DATE

GFP A Gannett Fleming/Parsons
JOINT VENTURE

SUBMITTED
PROJECT MANAGER

DATE

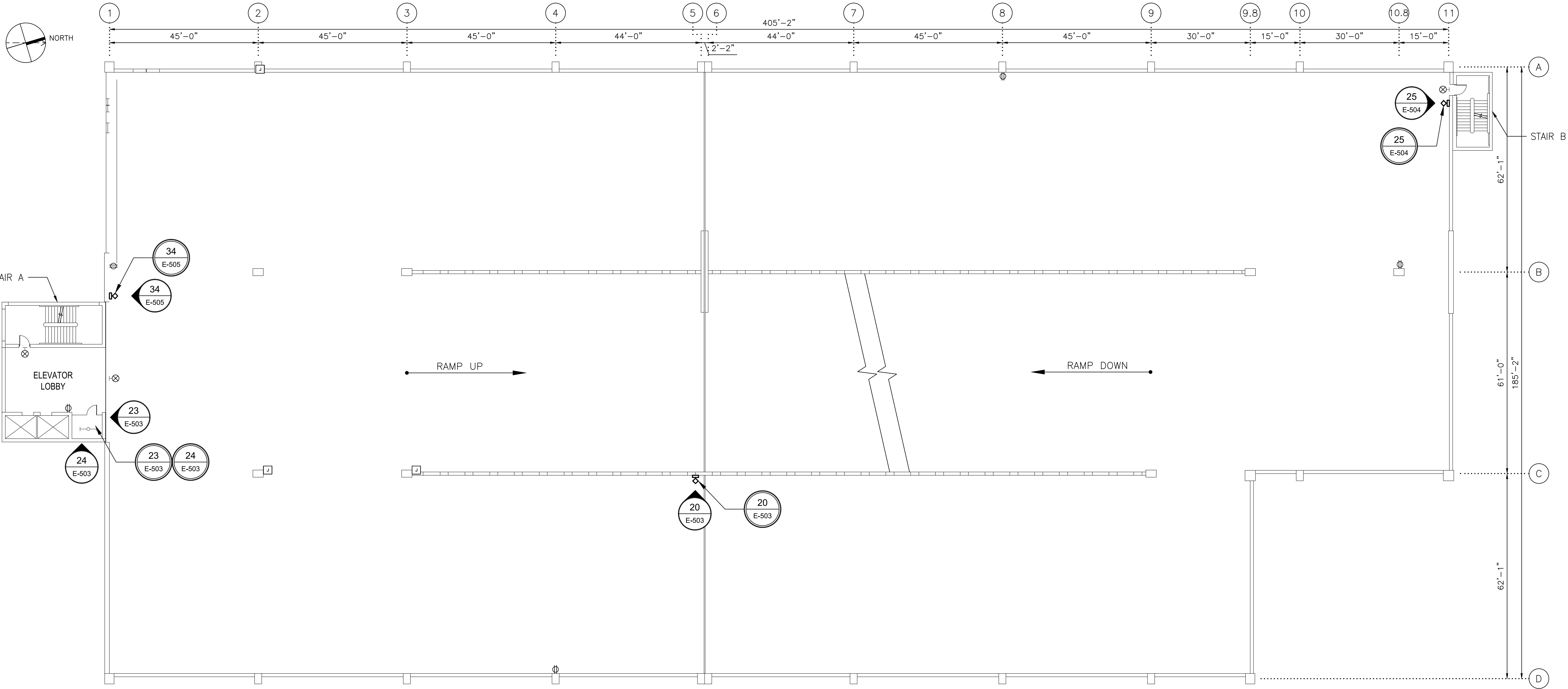
REHABILITATION OF WMATA PARKING FACILITIES
ELECTRICAL-COLLEGE PARK
LIGHTING AND POWER
THIRD FLOOR PLAN

SCALE
AS SHOWN

DRAWING NO.
E09P-E-103

SHEET NO.
M1269-197

CONTRACT NO.
FQ15090



1
E-104

FOURTH FLOOR PLAN

SCALE: 1/16"=1'-0"

2' 0" 8' 16' 32'


SHEET NOTES
SEE E-500 SERIES SHEETS FOR
PHOTOGRAPHS OF DEFICIENCIES. REFER TO
G-100 SERIES SHEETS FOR ELECTRICAL
SYMBOLS, CONSTRUCTION NOTES, AND
CORRECTIVE ACTION.

C:\pwworking\gfp\wbs\p001\027601\4505\1E09P-E-104.dwg
SHEET NO. 1
PLOT DATE 12/19/2014 3:36:00 PM
PLOTTER: HP DesignJet 5000

DESIGNED	BEB	12/26/14
		DATE
DRAWN	BEB	12/26/14
		DATE
CHECKED	MR	12/26/14
		DATE
APPROVED	MR	12/26/14
		DATE

REFERENCE DRAWINGS	
NUMBER	DESCRIPTION

REVISIONS		
DATE	BY	DESCRIPTION



WASHINGTON METROPOLITAN AREA TRANSIT AUTHORITY

OFFICE OF CHIEF, INFRASTRUCTURE SERVICES DEPARTMENT
OF TRANSIT INFRASTRUCTURE AND ENGINEERING SERVICES

APPROVED _____ DATE _____
CHIEF ENGINEER

GFP A Gannett Fleming / Parsons
JOINT VENTURE

SUBMITTED _____ DATE _____
PROJECT MANAGER

REHABILITATION OF WMATA PARKING FACILITIES

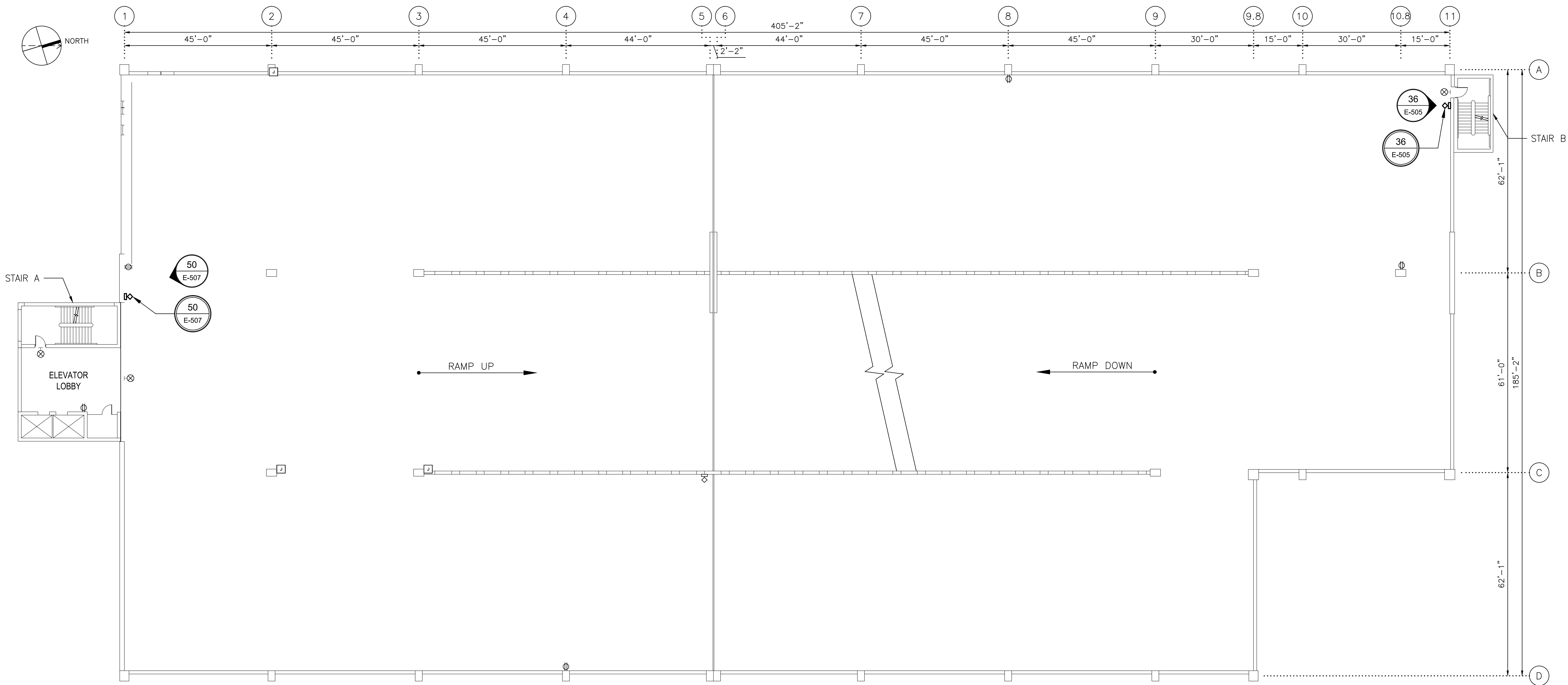
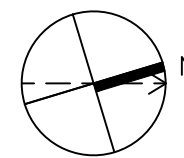
ELECTRICAL-COLLEGE PARK
LIGHTING AND POWER
FOURTH FLOOR PLAN

SCALE
AS SHOWN

DRAWING NO.
E09P-E-104

SHEET NO.
M1269-198

CONTRACT NO.
FQ15090



FIFTH FLOOR PLAN
SCALE: 1/16"=1'-0"
2' 0" 8' 16' 32'

SHEET NOTES
SEE E-500 SERIES SHEETS FOR PHOTOGRAPHS OF DEFICIENCIES. REFER TO G-100 SERIES SHEETS FOR ELECTRICAL SYMBOLS, CONSTRUCTION NOTES, AND CORRECTIVE ACTION.

DESIGNED	BEB	12/26/14
		DATE
DRAWN	BEB	12/26/14
		DATE
CHECKED	MR	12/26/14
		DATE
APPROVED	MR	12/26/14
		DATE

REFERENCE DRAWINGS	
NUMBER	DESCRIPTION

REVISIONS		
DATE	BY	DESCRIPTION



WASHINGTON METROPOLITAN AREA TRANSIT AUTHORITY

OFFICE OF CHIEF, INFRASTRUCTURE SERVICES DEPARTMENT
OF TRANSIT INFRASTRUCTURE AND ENGINEERING SERVICES

APPROVED _____ DATE _____
CHIEF ENGINEER

GFP A Gannett Fleming / Parsons
JOINT VENTURE

SUBMITTED _____ DATE _____
PROJECT MANAGER

REHABILITATION OF WMATA PARKING FACILITIES

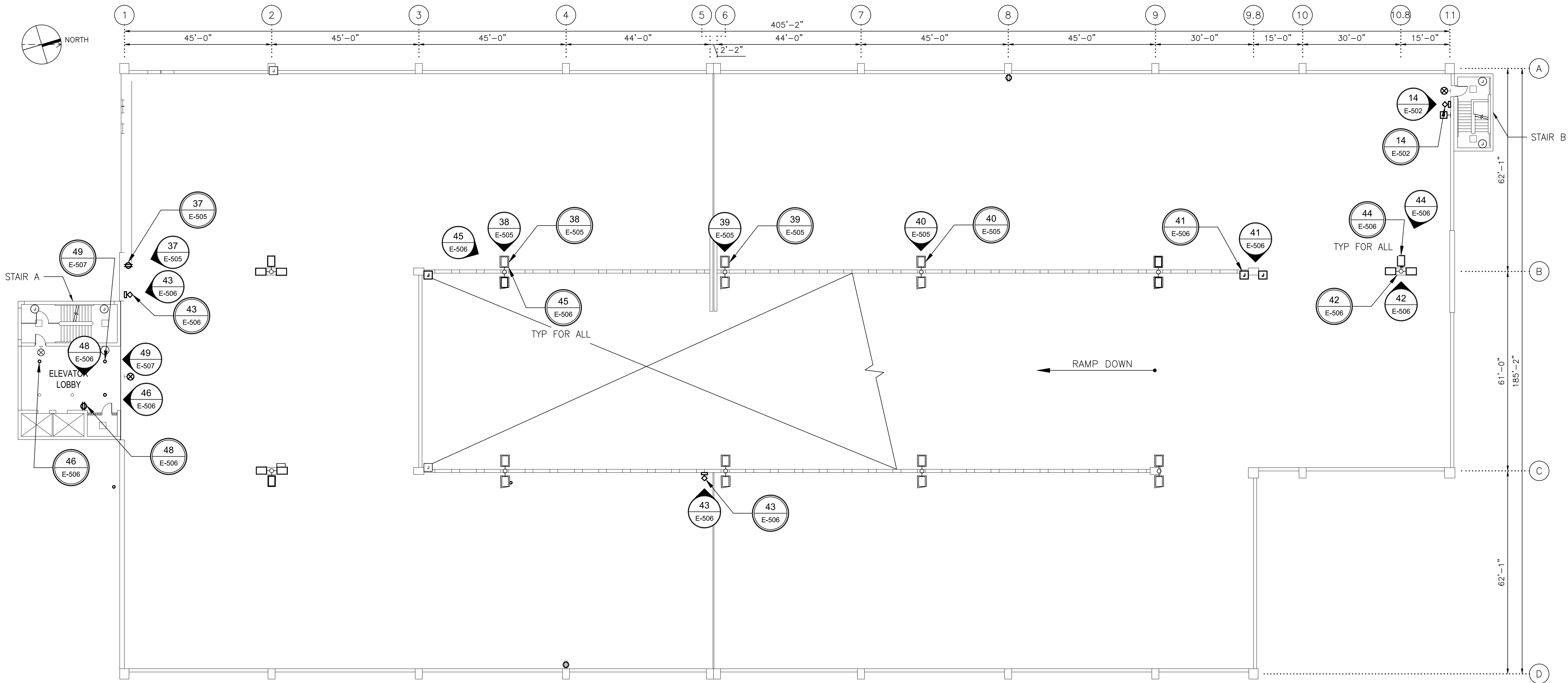
ELECTRICAL-COLLEGE PARK
LIGHTING AND POWER
FIFTH FLOOR PLAN

SCALE
AS SHOWN

DRAWING NO.
E09P-E-105

SHEET NO.
M1269-199

CONTRACT NO.
FQ15090



1
E-106
SIXTH FLOOR PLAN
SCALE: 1/16"=1'-0"
2' 0" 8' 16' 32'


SHEET NOTES
SEE E-500 SERIES SHEETS FOR
PHOTOGRAPHS OF DEFICIENCIES. REFER TO
G-100 SERIES SHEETS FOR ELECTRICAL
SYMBOLS, CONSTRUCTION NOTES, AND
CORRECTIVE ACTION.

C:\pwworking\gannett\working\121627601\4505\E09P-E-106.dwg
SHEET NO. 1
PLOT DATE 12/19/2014 3:41:57 PM
PLOTTER: HP DesignJet 5000

DESIGNED	BEB	12/26/14
		DATE
DRAWN	BEB	12/26/14
		DATE
CHECKED	MR	12/26/14
		DATE
APPROVED	MR	12/26/14
		DATE

REFERENCE DRAWINGS	
NUMBER	DESCRIPTION

REVISIONS		
DATE	BY	DESCRIPTION



WASHINGTON METROPOLITAN AREA TRANSIT AUTHORITY
OFFICE OF CHIEF, INFRASTRUCTURE SERVICES DEPARTMENT
OF TRANSIT INFRASTRUCTURE AND ENGINEERING SERVICES

GFP A Gannett Fleming / Parsons
JOINT VENTURE

APPROVED
CHIEF ENGINEER

DATE

SUBMITTED
PROJECT MANAGER

DATE

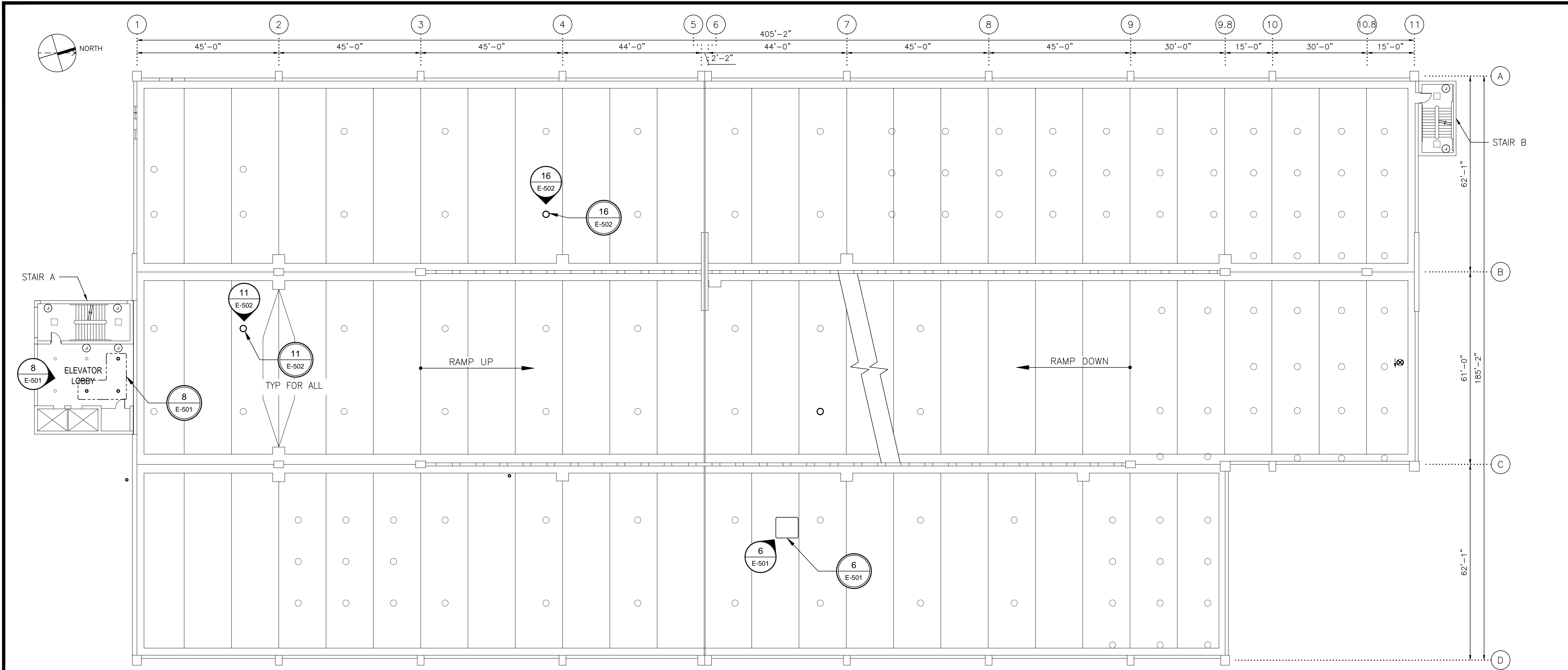
REHABILITATION OF WMATA PARKING FACILITIES
ELECTRICAL-COLLEGE PARK
LIGHTING AND POWER
SIXTH FLOOR PLAN

SCALE
AS SHOWN

DRAWING NO.
E09P-E-106

SHEET NO.
M1269-200

CONTRACT NO.
FQ15090



1 SECOND FLOOR FRAMING PLAN
E-107
SCALE: 1/16"=1'-0"
2' 0" 8' 16' 32'

SHEET NOTES
SEE E-500 SERIES SHEETS FOR
PHOTOGRAPHS OF DEFICIENCIES. REFER TO
G-100 SERIES SHEETS FOR ELECTRICAL
SYMBOLS, CONSTRUCTION NOTES, AND
CORRECTIVE ACTION.

DESIGNED			REFERENCE DRAWINGS			REVISIONS		
DESIGNED	BEB	12/26/14	NUMBER	DESCRIPTION	DATE	BY	DESCRIPTION	
DRAWN	BEB	12/26/14						
CHECKED	MR	12/26/14						
APPROVED	MR	12/26/14						



WASHINGTON METROPOLITAN AREA TRANSIT AUTHORITY

OFFICE OF CHIEF, INFRASTRUCTURE SERVICES DEPARTMENT
OF TRANSIT INFRASTRUCTURE AND ENGINEERING SERVICES

APPROVED
CHIEF ENGINEER

DATE

GFP A Gannett Fleming / Parsons
JOINT VENTURE

SUBMITTED
PROJECT MANAGER

DATE

REHABILITATION OF WMATA PARKING FACILITIES
ELECTRICAL-COLLEGE PARK
GROUND FLOOR LIGHTING AND POWER
SECOND FLOOR FRAMING PLAN

SCALE
AS SHOWN

DRAWING NO.
E09P-E-107

SHEET NO.
M1269-201

CONTRACT NO.
FQ15090

C:\w\working\gfp\washington\091579\0914505\VE09P-E-107.dwg
SHEET 2 OF 2
PLOT DATE 12/27/2014 4:26:52 PM



1 THIRD FLOOR FRAMING PLAN
E-108
SCALE: 1/16"=1'-0"
2' 0" 8' 16' 32'

SHEET NOTES
SEE E-500 SERIES SHEETS FOR
PHOTOGRAPHS OF DEFICIENCIES. REFER TO
G-100 SERIES SHEETS FOR ELECTRICAL
SYMBOLS, CONSTRUCTION NOTES, AND
CORRECTIVE ACTION.

C:\pwworking\gfp\wshelp\p01027601\4505\E09P-E-108.dwg
SHEET: 108
PLOT: 12/19/2014 3:42:28 PM
PLOT: 12/19/2014 3:42:28 PM

DESIGNED	BEB	12/26/14
		DATE
DRAWN	BEB	12/26/14
		DATE
CHECKED	MR	12/26/14
		DATE
APPROVED	MR	12/26/14
		DATE

REFERENCE DRAWINGS	
NUMBER	DESCRIPTION

REVISIONS		
DATE	BY	DESCRIPTION



WASHINGTON METROPOLITAN AREA TRANSIT AUTHORITY

OFFICE OF CHIEF, INFRASTRUCTURE SERVICES DEPARTMENT
OF TRANSIT INFRASTRUCTURE AND ENGINEERING SERVICES

GFP A Gannett Fleming / Parsons
JOINT VENTURE

APPROVED
CHIEF ENGINEER

DATE

SUBMITTED
PROJECT MANAGER

DATE

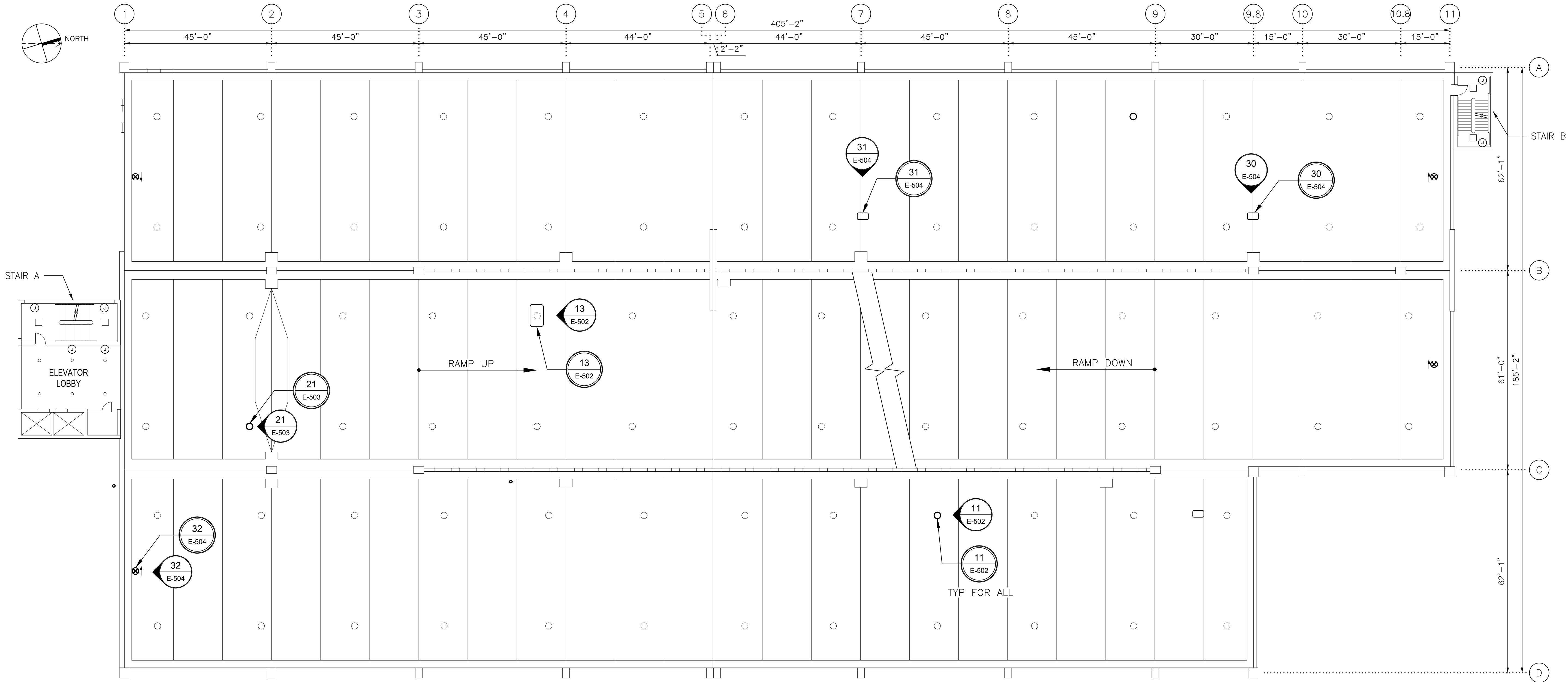
REHABILITATION OF WMATA PARKING FACILITIES
ELECTRICAL-COLLEGE PARK
SECOND FLOOR LIGHTING AND POWER
THIRD FLOOR FRAMING PLAN

SCALE
AS SHOWN

DRAWING NO.
E09P-E-108

SHEET NO.
M1269-202

CONTRACT NO.
FQ15090



1
E-109

FOURTH FLOOR FRAMING PLAN

SCALE: 1/16"=1'-0"

2' 0" 8' 16' 32'


SHEET NOTES
SEE E-500 SERIES SHEETS FOR
PHOTOGRAPHS OF DEFICIENCIES. REFER TO
G-100 SERIES SHEETS FOR ELECTRICAL
SYMBOLS, CONSTRUCTION NOTES, AND
CORRECTIVE ACTION.

C:\pwworking\gannett\wbs\hwp\01276014\4505\E09P-E-109.dwg
SHEET NO. 1
PLOT DATE 12/19/2014 3:43:50 PM
PLOTTER: HP DesignJet 5000

DESIGNED	BEB	12/26/14
		DATE
DRAWN	BEB	12/26/14
		DATE
CHECKED	MR	12/26/14
		DATE
APPROVED	MR	12/26/14
		DATE

REFERENCE DRAWINGS	
NUMBER	DESCRIPTION

REVISIONS		
DATE	BY	DESCRIPTION



WASHINGTON METROPOLITAN AREA TRANSIT AUTHORITY

OFFICE OF CHIEF, INFRASTRUCTURE SERVICES DEPARTMENT
OF TRANSIT INFRASTRUCTURE AND ENGINEERING SERVICES

APPROVED _____
CHIEF ENGINEER

DATE _____

GFP A Gannett Fleming / Parsons
JOINT VENTURE

SUBMITTED _____
PROJECT MANAGER

DATE _____

REHABILITATION OF WMATA PARKING FACILITIES

ELECTRICAL-COLLEGE PARK
THIRD FLOOR LIGHTING AND POWER
FOURTH FLOOR FRAMING PLAN

SCALE
AS SHOWN

DRAWING NO.
E09P-E-109

SHEET NO.
M1269-203

CONTRACT NO.
FQ15090

